

Teachers and friends

1 Vocabulary



A Listen and number the pictures. Then listen again and repeat.

Posłuchaj i ponumeruj zdjęcia. Następnie posłuchaj ponownie i powtórz.

Tyler talks about his photo album.



This is my *classmate*, Jenny.




This is my *best friend*, Adam.



This is my *Maths teacher*, Mr Stern.



This is my *Science teacher*, Ms Davis.



This is my *basketball coach*, Mr Green.



This is my *computer partner*, Isabel.

B Write about three people at your school.

Napisz o trzech osobach w twojej szkole.

Ms Davis is my Science teacher.

1. _____
2. _____
3. _____

2 Language focus



A Listen to the dialogue. Then practise in pairs.
 Posłuchaj dialogu. Następnie odegrajcie go w parach.

Tyler and his dad look at photos.

- Tyler** Look, Dad, this is my new basketball coach.
Mr Foster What's his name?
Tyler His name is Mr Green.
Mr Foster Who's this?
Tyler This is my computer partner. Her name is Isabel.
Mr Foster And who's this?
Tyler Dad! This is Adam – my best friend.



his / her

What's **his** name?
His name is Mr Green.
 What's **her** name?
Her name is Isabel.

Who's this?

Who's this?
This is my computer partner.
 My computer partner.

Who's = Who is



B Complete the dialogues. Listen and check. Then practise in pairs.
 Uzupełnij dialogi. Posłuchaj i sprawdź. Następnie odegrajcie je w parach.

- Mr Foster** Who's (Who's / What's) this?
Tyler My Maths teacher.
Mr Foster What's _____ (his / her) name?
Tyler _____ (His / Her) name is Mr Stern.
- Tyler** This is my classmate.
Mr Foster _____ (What's / Who's) her name?
Tyler _____ (His / Her) name is Jenny.
- Mr Foster** And _____ (who's / what's) this?
Tyler My Science teacher. _____ (His / Her) name is Ms Davis.

3 Pronunciation Contractions with question words



Listen. Notice the contractions Who's and What's. Then listen again and repeat.
 Posłuchaj. Zwróć uwagę na formy **Who's** oraz **What's**. Następnie posłuchaj ponownie i powtórz.

Who's this?

What's her name?

What's his name?

4 Speaking



Talk about people at Tyler's school.
 Porozmawiajcie o osobach ze szkoły Tylera.

- You** Who's this?
Classmate This is the basketball coach.
You What's his name?

Favourite stars

1 Vocabulary




Label the pictures with the words in the box. Then listen and repeat.

Wpisz wyrazy z ramki pod zdjęciami. Następnie posłuchaj i powtórz.

Look at the photos on Julia's website.

- | | | | |
|--|---|--|--|
| <input type="checkbox"/> actor | <input checked="" type="checkbox"/> model | <input type="checkbox"/> football player | <input type="checkbox"/> cross-country skier |
| <input type="checkbox"/> cartoon character | <input type="checkbox"/> singer | <input type="checkbox"/> tennis player | |



Anja Rubik

model



Agnieszka Radwańska



Spider-Man



Lionel Messi



Shakira



Daniel Radcliffe



Justyna Kowalczyk

2 Language focus



A Listen to the dialogue. Then practise in groups.
 Posłuchaj dialogu. Następnie odegrajcie go w grupach.

Wendy, Julia and Clare talk about their favourite stars.

- Wendy** Who's this?
Julia Anja Rubik. She's my favorite model.
Clare And who's this?
Julia Lionel Messi. He's my favorite football player.
Wendy So, who's your favorite actor?
Julia Daniel Radcliffe. He's right here.
Clare Oh, I'm a Daniel Radcliffe fan, too. I think he's cute.

He's / She's ...

He's my favourite football player.
She's my favourite model.

He's = He is She's = She is



B Write about the famous people from Ex. 1. Then listen and check.

Napisz o znanych osobach z ćw. 1. Następnie posłuchaj i sprawdź.

1. (Anja Rubik) *This is Anja Rubik. She's a model.*
2. (Spider-Man) _____
3. (Agnieszka Radwańska) _____
4. (Justyna Kowalczyk) _____
5. (Lionel Messi) _____

3 Listening



Listen to students talk about their favourite stars. Tick (✓) the correct box.

Posłuchaj uczniów mówiących o swoich ulubionych gwiazdach. Zaznacz (✓) odpowiedni kwadracik.

- | | | | |
|--|-----------------------------------|---|---|
| 1. <input checked="" type="checkbox"/> actor | 2. <input type="checkbox"/> model | 3. <input type="checkbox"/> football player | 4. <input type="checkbox"/> cartoon character |
| <input type="checkbox"/> football player | <input type="checkbox"/> singer | <input type="checkbox"/> tennis player | <input type="checkbox"/> cross-country skier |

4 Speaking



Complete the chart with your favourite stars. Then ask two classmates about their favourite stars.

Uzupełnij tabelkę swoimi ulubionymi znanymi osobami. Następnie zapytaj kolegę / koleżankę o ich ulubione znane osoby.

	You	Classmate 1	Classmate 2
Actor	_____	_____	_____
Singer	_____	_____	_____
Cartoon character	_____	_____	_____
Football player	_____	_____	_____

Who's your favourite?

My favourite is

1 Numbers 0–20



A Listen and repeat the numbers.

Posłuchaj i powtórz liczby.

0 zero (oh)

5 five

10 ten

15 fifteen

18 eighteen

1 one

6 six

11 eleven

16 sixteen

19 nineteen

2 two

7 seven

12 twelve

17 seventeen

20 twenty

3 three

8 eight

13 thirteen

4 four

9 nine

14 fourteen



B Listen and write the ages.

Posłuchaj i wpisz wiek.

www.birthdaypage.ce

TODAY'S BIRTHDAYS

	Name: <u>Ben Shaw</u> Age: <u>17</u>		Name: <u>David Johnson</u> Age: _____
	Name: <u>Hannah Kirby</u> Age: _____		Name: <u>Lizzy Smith</u> Age: _____
	Name: <u>Carla Adams</u> Age: _____		Name: <u>Dan Ito</u> Age: _____

C Look at Ex. 1 B. Write the ages in words.

Popatrz na ćw. 1 B. Napisz wiek słowami.

- Ben is seventeen.
- Hannah is _____.
- Lizzy is _____.
- Carla and Dan are _____.
- David is _____.

2 Language focus



A Listen to the dialogue. Then practise in pairs.
 Posłuchaj dialogu. Następnie odegrajcie go w parach.

Joy is at Dan's birthday party.

Joy Happy birthday, Dan!
 How old are you today? Eleven?
Dan No, I'm ten. How old are you? Twelve?
Joy No, I'm not twelve. I'm only eleven.
 But my birthday is tomorrow.
Dan Really? Happy birthday!

How old ... ?

How old are you? I'm ten.
 How old is she? She's three.

He isn't / She isn't

He isn't thirteen. He's twelve.
 She isn't four. She's only three.

isn't = is not







B Look at Ex. 1 B on page 20. Answer the questions. Then listen and check.
 Popatrz na ćw. 1 B na str. 20. Odpowiedz na pytania. Następnie posłuchaj i sprawdź.

- How old is Carla? Thirteen? *No, she isn't thirteen. She's ten.*
- How old is Hannah? Twelve? _____
- How old is David? Eleven? _____
- How old is Lizzy? Six? _____
- How old is Dan? Eleven? _____
- How old is Ben? Eighteen? _____

3 Listening



A Look at the photos. Guess how old the people are. Write your guesses in the chart.
 Popatrz na zdjęcia. Zgadnij, ile lat mają te osoby i wpisz ich wiek w tabelce.

	Chris	Anna	Andy	Joshua
				
Your guess	<i>eleven</i>	_____	_____	_____
Correct age	_____	_____	_____	_____



B Compare answers. Then listen and write the correct ages in the chart.
 Porównaj odpowiedzi z kolegą / koleżanką. Następnie posłuchaj i wpisz prawidłowy wiek w tabelce.

How old is Chris? I think he's eleven.

I think he's thirteen.

4 Speaking



Learn the ages of four of classmates.

Dowiedz się, ile lat mają czterej koledzy / cztery koleżanki z klasy.

You How old are you,?
Classmate I'm How old are you?
You I'm

1 Vocabulary



A Listen and complete the sentences. Then listen again and repeat.

Posłuchaj i uzupełnij zdania. Następnie posłuchaj ponownie i powtórz.

Jenny and Adam look at pictures of students and their e-pals.

1. Adam is from Poland . His e-pal is from Slovakia .
2. Jenny is from _____ . Her e-pal is from _____ .
3. Nicole is from _____ . Her e-pal is from _____ .
4. Tyler is from _____ . His e-pal is from _____ .
5. Isabel is from _____ . Her e-pal is from _____ .
6. Yoshi is from _____ . His e-pal is from _____ .

Students



Adam, **Poland**
(age 10)



Isabel, **Spain**
(age 11)

E-pals



Hans, **Germany**
(age 10)



Miguel, **Portugal**
(age 12)

B Now draw lines to match the students with their e-pals.

Narysuj linie łączące studentów i ich znajomych internetowych.

2 Speaking



Talk about the people on the map.

Porozmawiajcie na temat osób na mapie.

You Hans is from Germany.

Classmate 1 How old is he?

Classmate 2 He's 10.

3 Language focus



A Listen to the dialogue. Then practise in pairs.
 Posłuchaj dialogu. Następnie odegrajcie go w parach.

Adam and Jenny talk about e-pals.

Adam Hi, Jenny. Who's that?
Jenny That's Emma. She's my e-pal. She's 12.
Adam Where's she from?
Jenny She's from Australia.
Adam You're from Australia, too, right?
Jenny Australia? I'm not from Australia.
Adam Really? Where are you from?
Jenny I'm from the UK.
Adam Oh, right. Sorry.

Where ... from?

Where are you from?
 I'm from the UK.

Where's she from?
 She's from Australia.


Where's = Where is

You're / I'm not

You're from Australia, right?
 I'm not from Australia.
 I'm from the UK.

You're = You are

the UK = the United Kingdom



B Complete the dialogue. Listen and check. Then practise in pairs.
 Uzupełnij dialog. Posłuchaj i sprawdź. Następnie odegrajcie go w parach.

Adam Here's a photo of my e-pal, Maria.
Jenny She's cute! _____ she from?
Adam _____ from Slovakia.
Jenny Slovakia? You're from Slovakia, too, right?
Adam Jenny, I'm _____ from Slovakia. I'm from Poland.
Jenny I'm just kidding! I know that.

Get Connected

UNIT 2

Read




A Read the article quickly. Tick (✓) the words you find.


Przeczytaj szybko artykuł. Zaznacz (✓) wyrazy, które znajdziesz w tekście.

- | | | |
|---|------------------------------------|---|
| <input type="checkbox"/> 1. model | <input type="checkbox"/> 3. singer | <input type="checkbox"/> 5. cartoon character |
| <input type="checkbox"/> 2. tennis player | <input type="checkbox"/> 4. actor | <input type="checkbox"/> 6. football player |

SAM'S FAVOURITES




Samantha Carter – "Sam"



This is SpongeBob SquarePants, my favourite cartoon character. He's from Bikini Bottom – in the Pacific Ocean. That's his **pineapple**. SpongeBob is really **funny**!



Here's a photo of Lady Gaga. She's my favourite singer. She isn't from the UK, she's from the USA. Lady Gaga is her nickname, but her **real** name is Stefani Joanne Angeline Germanotta.



Here's my favourite tennis player. Her name's Agnieszka Radwańska and she's from Poland. She's a famous tennis player. I think she's great.



This is Johnny Depp. He's an actor. He isn't from Spain. He's from the USA, just like Lady Gaga. My favourite film with Johnny Depp in is *Pirates of the Caribbean*.



Meet my best friend, Robert. He's from Australia and he's 10. His nickname is Robo. His favourite **sports** are basketball and football. Robert is really cool!

Go to Glossary on page 122.



B Read the article slowly. Check your answers in Ex. A.

Przeczytaj powoli artykuł. Sprawdź swoje odpowiedzi w ćw. A.

C Are these sentences true or false? Write *True* or *False*. Then correct the false sentences.

Czy te zdania są prawdziwe czy nieprawdziwe? Napisz *True* lub *False*. Następnie popraw nieprawdziwe zdania.

- Lady Gaga is from the UK. *False.* *She's from the USA.*
- Johnny Depp is a cartoon character. _____
- SpongeBob is funny. _____
- Agnieszka Radwańska is a famous singer. _____
- Robert is Sam's favourite football player. _____

She's so cute!

Listen



A Listen and circle the correct words.

Posłuchaj i zakreśl prawidłowe wyrazy.

Andrew and Manny talk about Andrew's new science partner.

- Isabel is Andrew's new (classmate / Science partner / best friend).
- Isabel is from (Spain / Portugal / France).
- Isabel's nickname is (Cute / Manny / Izzy).
- Andrew's favourite singer is (Jennifer Lopez / Isabel / Justin Timberlake).
- Andrew thinks (SpongeBob / Isabel / Spider-Man) is awesome.



B Match the two parts of each sentence. Then listen and check.

Dopasuj dwie części każdego zdania. Następnie posłuchaj i sprawdź.

- | | |
|-------------------------|------------------------------|
| 1. Marcin Gortat is | a. a great football player. |
| 2. Madonna is | b. a cool cartoon character. |
| 3. Batman is | c. a singer. |
| 4. Cristiano Ronaldo is | d. a basketball player. |

Your turn

Write



A Complete the chart.

Uzupełnij tabelkę.

Who's your ... ?	Name	Where's he / she from?	I think he / she is ...
favourite classmate			
favourite teacher			
favourite actor			
favourite football player			

B Write about your favourite people. Use the chart in Ex. A to help you.

Napisz o ulubionych osobach. Skorzystaj z tabelki w ćw. A.

●
●
●

My best friend is _____ *He's / She's from* _____

_____ *I think* _____

Language chart review

JUŻ POTRAFIĘ

- Zapytać kogoś o osoby, które lubi / podziwia.

His / Her favourite tennis player is Rafael Nadal.


He / She isn't thirteen.

A Complete the sentences with the words in the box.

Uzupełnij zdania wyrazami z ramki.

.....
I'm





C Complete the questions for Person A. Then practise the dialogue in pairs.
Uzupełnij pytania dla osoby A. Następnie odegrajcie dialog w parach.

Person A

You are a journalist. Person B is a famous person.
Ask him / her questions.
Jesteś dziennikarzem. Osoba B jest słynną postacią.
Zadaj jemu / jej pytania.

Hello, my name is

1. What's _____ name?
2. How _____ are you?
3. _____ are you from?
4. Who _____ your favourite actor?
5. _____ your favourite football player?

Person B

You are a famous person. Answer the questions.
Jesteś słynną osobą. Odpowiedz na pytania dziennikarza.

1. Hello, _____ name's
2. _____
3. I'm _____
4. My favourite actor _____
5. My favourite football player _____

Game Crossword puzzle

Look at the pictures and complete the crossword.

Popatrz na obrazki i rozwiąż krzyżówkę.



Across

2. Mr Green is a basketball _____.
6. Josh is my best friend.
7. He's my favourite football player. His _____ is Lionel Messi.
8. She's my favourite _____.

Down

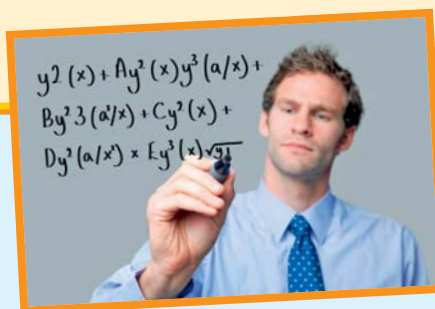
1. Mr Brooks isn't an English teacher. He's a _____.
3. Margie Frick is in good films. She's my favourite _____.
4. My favourite song is Waka Waka. The _____ is Shakira.
5. This is Nicole, my _____. She's my computer partner, too.

Project Poster about people at school

At Home

A Przeczytaj tekst o Panu Malinowskim.

This is Mr Malinowski. His first name is Krzysztof. He's a Maths teacher at my school. He's from Gdańsk. His favourite star is Madonna. She's a singer.



Mr Malinowski

Before Class

B Porozmawiaj z nauczycielem z twojej szkoły. Uzupełnij tabelkę.

First name	Surname	Home town	Favourite star

C Narysuj podobiznę /portret nauczyciela.

In Class

D Pracujcie w grupach. Wybierzcie dwóch nauczycieli i wykonajcie o nich plakat. Wykorzystajcie przedstawiony plakat jako przykład.

E Wybierzcie przedstawiciela swojej grupy, który przedstawi wasz projekt innej grupie.

This is Mr Janczar. His first name is Piotr. He's from Kraków. His favourite star is Mariusz Pudzianowski. He's a sportsman.

And this is Ms Lipińska. Her first name is . . .

F Zorganizujcie w klasie wystawę wszystkich plakatów. Kto jest najpopularniejszym nauczycielem w waszej szkole?



Sample poster

1 Vocabulary

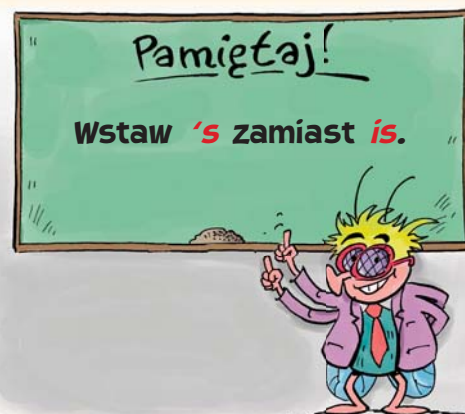


Complete the dialogues. Use **too** or leave a blank.

Uzupełnij dialogi. Użyj **too** lub pozostaw puste miejsce.

- | | |
|------------------------------------|---|
| 1. A I love <i>You Can Dance</i> ! | B Really? I'm a <i>You Can Dance</i> ! fan / <u> too </u> . |
| 2. A My name's Katie. | B My name's Chloe / <u> </u> . |
| 3. A Nice to meet you, Miley. | B Nice to meet you / <u> </u> . |
| 4. A I like football. | B I like basketball / <u> </u> . |
| 5. A I'm from Poland. | B Really? My best friend is from Poland / <u> </u> . |



2 Language focus



A Rewrite the underlined words. Use **'s**.

Przepisz podkreślone wyrazy. Użyj **'s**.

- What is What's your favourite football team?
- She is my best friend.
- He is thirteen. His name is Franek.
- Who is this? What is his surname?
- Where is Harry Potter from?



B Correct the sentences. Rewrite the crossed-out words.

Popraw zdania. Przepisz przekreślone wyrazy.

1. ~~Your~~ You're my best friend!
2. ~~She's~~ _____ name's Joanna and she's a model.
3. Szymon's from Sopot. ~~He's~~ _____ nickname is Szym.
4. What's ~~you're~~ _____ nickname?
5. Robert Pattison is my favourite actor. ~~She's~~ _____ really awesome.

3 Pronunciation



Listen and complete the chant with letters. Listen again and repeat.

Posłuchaj i uzupełnij wyliczankę literami. Posłuchaj ponownie i powtórz.

- ____, ____, ____! ____, B, C. It's a mike test. Can you hear me?
- ____, ____, ____! ____, 'm a radio star.
- ____, ____, ____! I'm your best D ____.
- ____, ____, ____! Please ____ mail me.
- ____, ____, ____! Win ____ PS for free.
- ____, ____, ____! I like radio and T ____.

Fly high! Be a quiz whizz!

Get It Right! A or B?

1. _____ name's Kelly, right?
2. A: I'm ten. B: I'm _____, too.
3. This is Marek. _____ from Poland.

- | | |
|-----------|-----------|
| A. You're | B. Your |
| A. ten | B. eleven |
| A. He's | B. His |