


1

Letter to parents Level 1

Dear parents/carers,

Welcome to *Super Safari*. This course for kindergarten children introduces English in a fun and age-appropriate way. At Level 1 your child will encounter English for the first time in the classroom through chants, songs, games, and listening and speaking activities.


There are four animal characters in *Super Safari*; they will become familiar friends who guide the children and also feature in the stories in the course. Each story helps children to think about a value, such as saying sorry, working as a team, or sharing.




Polly



Leo



Gina



Mike

Every unit of Level 1 has a page dedicated to “Total Physical Response” – listening to English instructions and responding physically. This approach, together with the many opportunities to mime, dance, sing, play, and make things in *Super Safari*, channels your child’s boundless energy into acquiring language as naturally as possible.

The course also helps develop your child’s thinking skills – at Level 1 he/she will use skills such as testing predictions, sorting, focusing on detail, and sequencing. In Level 1 children begin to count in English and to name key things in the world around them. They also start to respond to and ask simple questions.

By the end of Level 1 children can count from one to four, name four colors, talk about possessions, name members of their family, and talk about their likes and dislikes.

Level 1 covers the following vocabulary and language:

- | | |
|------------------------|---|
| • Classroom objects | <i>It's my (chair).</i> |
| • Colors | <i>It's (yellow).</i> |
| • Family members | <i>Who's this? My (mom).</i> |
| • Toys | <i>I have a (car).</i> |
| • Numbers 1 to 4 | <i>One book, two books, etc.</i> |
| • Animals | <i>What is it? (A rabbit.)</i> |
| • Food | <i>I like (rice).</i> |
| • Clothes | <i>I don't like (the purple dress).</i> |
| • Playground equipment | <i>The (swing)'s fun.</i> |

At this stage in your child's English learning experience, you can help by:

- giving him/her lots of praise and encouragement whenever he/she uses English
- helping him/her to learn the names of the characters in *Super Safari*
- pointing out English around you at home and when you are out and about (words borrowed from English in your own language, signs, words from songs, names of international toys)
- saying the chants and singing the songs from the course with your child (these are available to download on this website)
- practising at home the simple, everyday language your child uses in class (e.g., *Hello, Goodbye, Sorry, Stand up, Sit down*)
- practising the key words from the course at home (e.g., asking about the color of things in the child's own bedroom, using the child's toys to practice *ball, car, puzzle, doll*, getting the child to point to and name his/her family in English (*dad, mom, brother, sister*))
- looking at the displays and craft activities in your child's English classroom, and talking about the work your child has done.

We hope your child has lots of fun using *Super Safari* and makes excellent progress at the beginning of his/her journey learning English.