



Contents

Animals	2
The body and face	4
Clothes	6
Colours	8
Family and friends	10
Food and drink	12
The home	14
School	16
Sports	18
Toys	20
Transport	22
Numbers	24
Places	26
Time	28
The world around us	30
Acknowledgements	32

Answer keys are online at:
<http://cambridge.org/funresources>

Home
FUN
booklet


Melissa Owen



Animals




1 Write and draw lines.



2 Read and complete the descriptions.
What animal is it?

~~green~~ short legs ~~jump~~ brown black and white long tail
legs milk eggs green brown and red ~~long legs~~ run



It's green
It has long legs
It can jump
It's a frog



It's brown
It has a long tail
It can run
It's a mouse



It's black and white
It has four legs
It can make milk
It's a cow



It's green, brown and red
It has two short legs
It can give you eggs
It's a chicken



3 Draw and colour an animal. Write about your animal.

Student's own answers.

Student's own answers.

My animal is a/an

.....

It is

It has

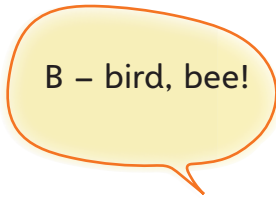
.....

It can


.....

4 Say a letter of the alphabet and say an animal.



Student's own answers.



5 Can you find the animals?



How do you spell the words?

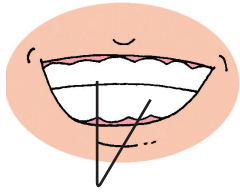
 chicken  crocodile




The body and face



1 Colour the words. Write.



teeth




arm



ear



eye



face



feet



hand



mouth



nose

e	a	r	l	x	h	a	n	d	o
z	z	s	h	m	t	a	r	m	q
c	f	e	i	a	r	s	t	i	b
g	l	e	y	e	h	g	w	r	d
s	i	d	f	a	c	e	f	e	n
a	d	z	i	e	e	l	e	f	o
t	e	e	t	h	t	p	e	m	s
o	l	e	d	m	o	u	t	h	e

2 Read and write.

brown	big	big	big	big	big
long	small	small	small	small	small
black	green	long		red	white
short	brown				
blonde					
red					

~~brown~~ big small long green black
short blonde red white



3

Read and draw the monster. Colour.

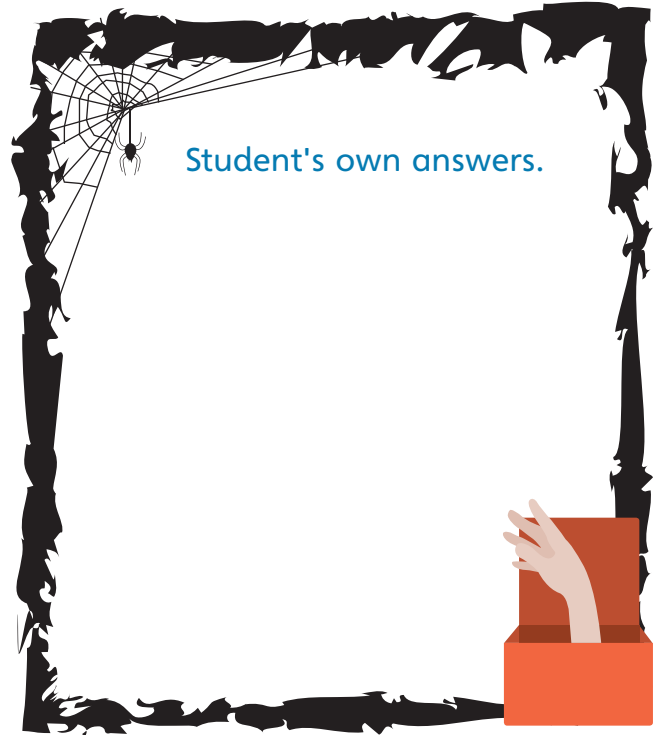
I've got long red hair.
 I've got three small eyes. My eyes are green.
 I've got a big, purple nose.
 I've got a big mouth with five small teeth.
 My body is big.
 I have five arms – two are long and three are very long.
 I have three legs – they look like pineapples!



4

Draw your monster. Write.

My monster!	
hair	Student's own answers.
eyes	
nose	
mouth	
teeth	
ears	
arms	
body	
legs	



Tell your family about your monster.



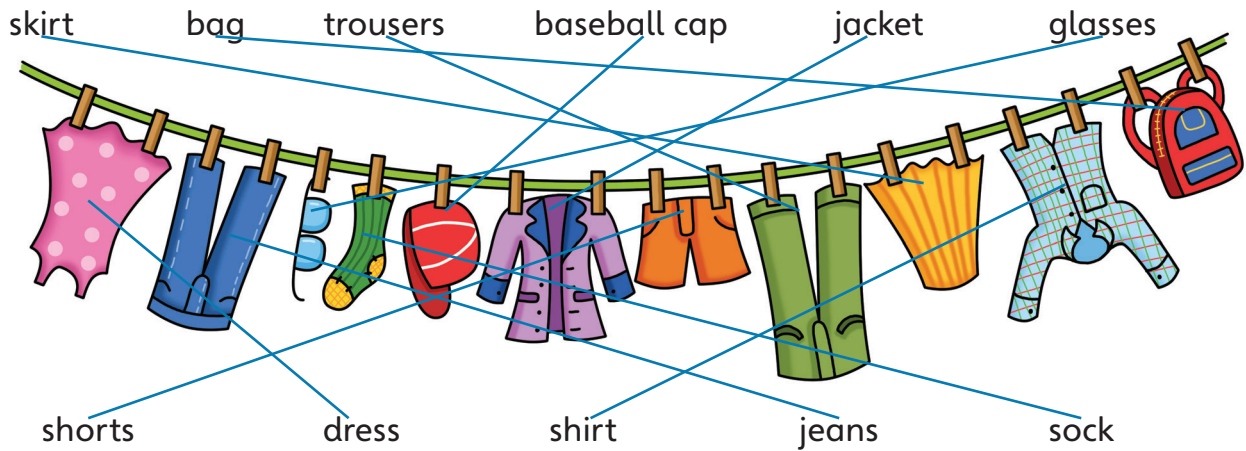
We say: I've got brown hair.
 Not: I've got a brown hair.



Clothes




1 Draw lines to match.



2 Find and colour clothes for Anna.

table	T-shirt	hat	shorts	bag
grandmother	boots	tree	monster	horse
happy	glasses	jeans	football	giraffe
chair	cow	skirt	car	kite
tomato	socks	shirt	beach	bike
dress	trousers	colour	brown	pink

The end!



Start

3 Draw and colour.

- 1 The green jeans are next to the white hat.
- 2 Draw two blue socks next to the jeans.
- 3 The purple jacket is next to the trousers.
- 4 The green shirt is under the baseball cap.
- 5 Draw some red shorts between the shirt and the dress.



4 Draw your favourite clothes. Write.

Student's own answers.

Student's own answers.

This is me. I'm wearing my
.....
.....
I like them because
.....

5 Find a photo of your mum or dad. What are they wearing?

Student's own answers.

Student's own answers.

This is my
He / She is wearing
He / She has got
.....
.....

6 Fun at home In your house, what clothes can you see? Put a note on five different clothes in your room.

Student's own answers.



How do you spell the words?



t r o u s e r s



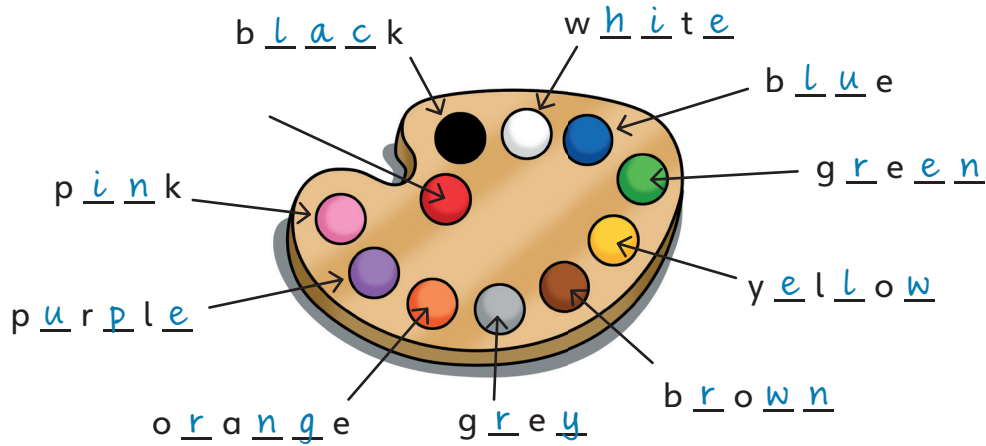
g l a s s e s



Colours



1 Write the colours.



2 Decide colours. Colour the numbers. Student's own answers.

colour 1 = colour 4 = colour 7 =

colour 2 = colour 5 =


colour 3 = colour 6 =



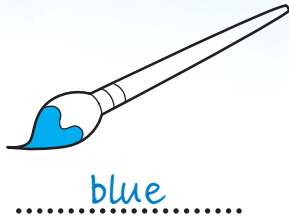
3

Write and colour.

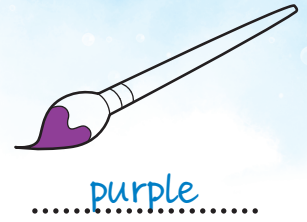
1




+




=




2




+




=




3




+



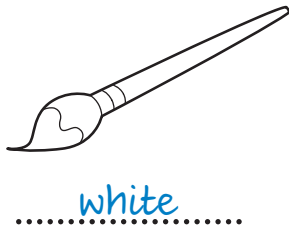
=



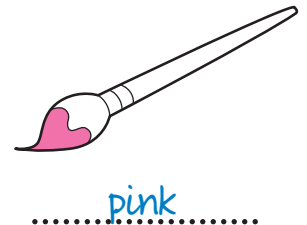
4



+




=



4

Choose three colours. Write your favourite things.



Example:

the sea
mummy's eyes
my new jeans



Student's own answers.

Student's own answers.

Student's own answers.

.....
.....

.....
.....

.....
.....

Tell your family about the colour of your favourite things.



Family and friends



1 Are they male or female? Write the words in the table.

brother grandfather mother sister grandma dad ~~cousin~~ father
parent grandpa classmate grandparent mum grandmother

		
brother grandfather dad father grandpa	mother grandma mum grandmother	cousin parent classmate grandparent

2 Draw lines. Write the words.


me grandmother mother ~~father~~ sister grandfather brother

me

brother

grandfather

father



mother

grandmother

sister

Lucy May Nick

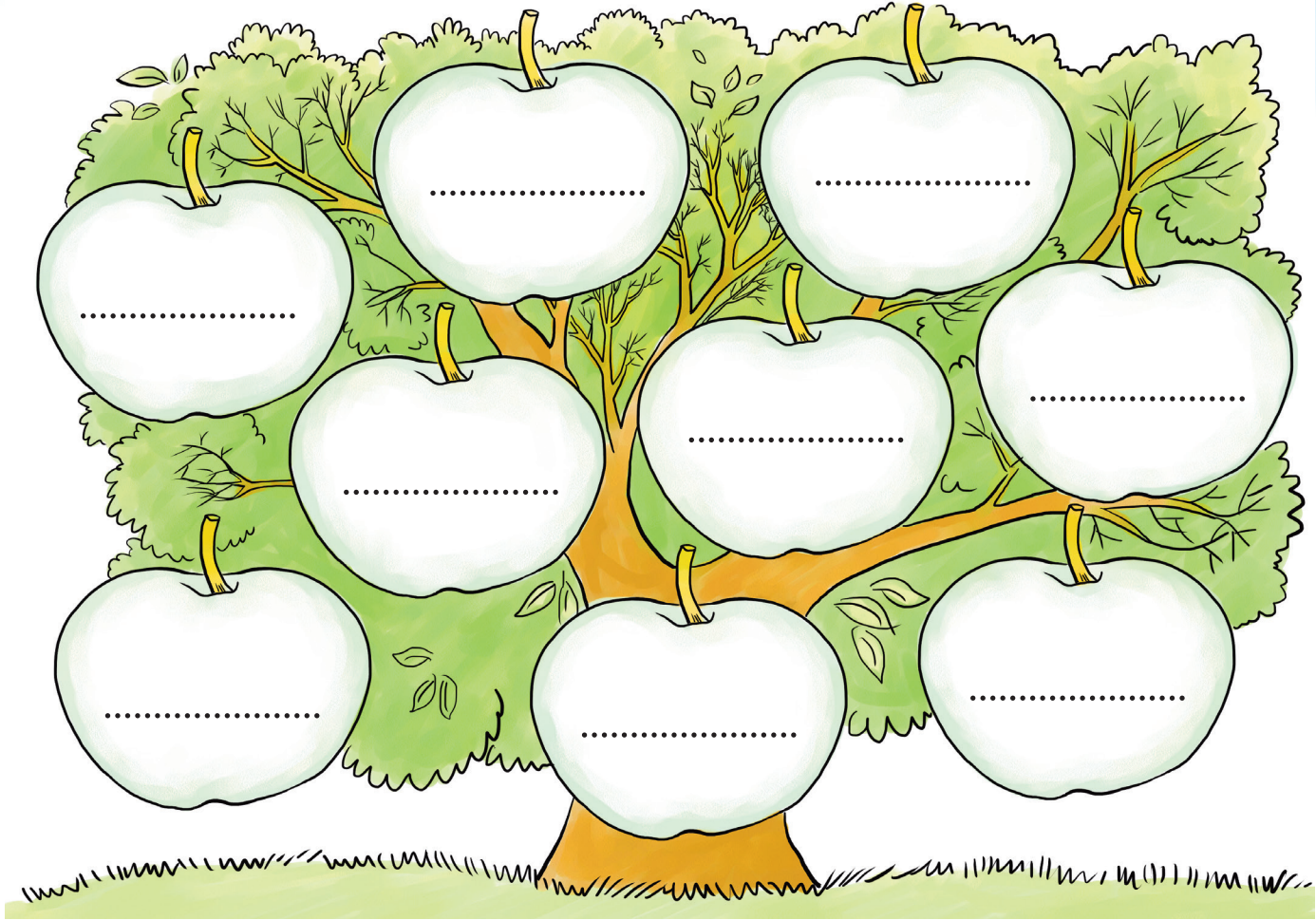
Alex Dan Grace Bill

This is my family! My dad's name is Nick and he likes taking photos. My mum is Grace and she loves the colour purple. My baby brother Dan loves frogs! My sister Lucy loves football and she plays every day. My grandpa's name is Bill and my grandma's name is May. They like walking in the park. I'm Alex and I like climbing trees! Oh and I forgot! Our cat is Tom and he loves eating our shoes!

3

Make your family tree. Write about your family.

Student's own answers.




Student's own answers.

This is my family tree. My mum's name is and she loves My dad is and he likes My grandparents' names are and They like I have / haven't got



How do you spell the word?



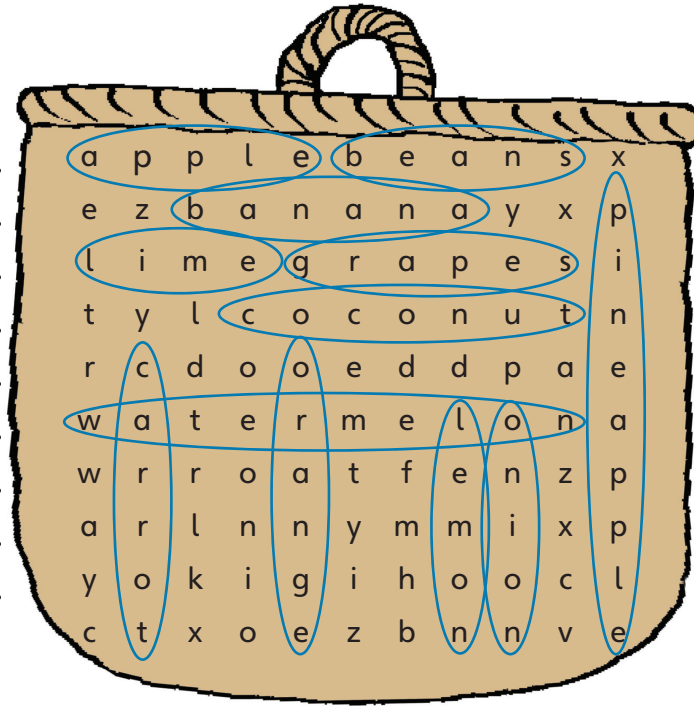
f a m i l y


Food and drink



1 Find fruit and vegetables. Write the words in the correct group.













- Fruit 
- apple
 - banana
 - grapes
 - coconut
 - watermelon
 - pineapple
 - lemon
 - lime
 - orange




- Vegetables 
- beans
 - carrot
 - onion

2 Complete the menu.

Today's menu

 ch <u>i</u> ck <u>e</u> n and r <u>i</u> c <u>e</u>	 t <u>o</u> m <u>a</u> t <u>o</u> e <u>s</u> and <u>e</u> g <u>g</u> s	 ju <u>i</u> c <u>e</u>	 wat <u>e</u> r
 s <u>a</u> u <u>s</u> a <u>g</u> e <u>s</u>	 ch <u>o</u> co <u>l</u> a <u>t</u> e c <u>a</u> k <u>e</u>	 mil <u>k</u>	
 b <u>u</u> r <u>g</u> e <u>r</u> and ch <u>i</u> p <u>s</u>	 p <u>i</u> z <u>z</u> a	 i <u>c</u> e <u>c</u> r <u>e</u> a <u>m</u>	 h <u>o</u> t ch <u>o</u> co <u>l</u> a <u>t</u> e
 f <u>i</u> sh and pot <u>a</u> t <u>o</u> e <u>s</u>			

3 Unscramble the words.



..... bread



..... ice cream



..... rice



..... carrots




..... juice



..... onion



..... chicken



..... eggs



..... chocolate cake

4 Write about you.

For breakfast Student's own answers.

😊😊 I love	😊 I like	☹️ I don't like

For lunch Student's own answers.

😊😊 I love	😊 I like	☹️ I don't like

For dinner Student's own answers.

😊😊 I love	😊 I like	☹️ I don't like

5 Fun at home Make a juice drink. Write the fruit in your drink.



My drink has got:
 Student's own
 answers.....





The home

1 Write and draw lines.

Items: bed, rug, desk, lamp, mirror, armchair, television, cupboard, bookcase.


Scrambled words: d e b, g u r, s k e d, m p a l, r i r o m r, c h a m r i a, v o i n t l e e s i, b r d u p a o c, s e o k o b a c.

Corrected words: bed, rug, desk, lamp, mirror, armchair, television, cupboard, bookcase.


2 Write the names. What can you see?



Room: ...bathroom...
 There is a
mirror.....
 There is a
bath.....



Room: ...bedroom...
 There is a
bed.....
 There is a
desk.....



Room: ...kitchen...
 There is a
cupboard.....
 There is a
window.....



Room: ...living room...
 There is a
television.....
 There is an
armchair.....



Room: ...dining room...
 There is a
table.....
 There are
chairs.....



Place: ...garden...
 There is a
tree.....
 There are
flowers.....

3 Draw your bedroom. Draw lines.

bed window

rug bookcase

door toys

cupboard desk

Student's own answers.

4 Fun at home Label a room in your house. You need stickers and a pen. Tell your family.


This is a chair

Chair

Student's own answers.



How do you spell the word?



m i r r o r



School



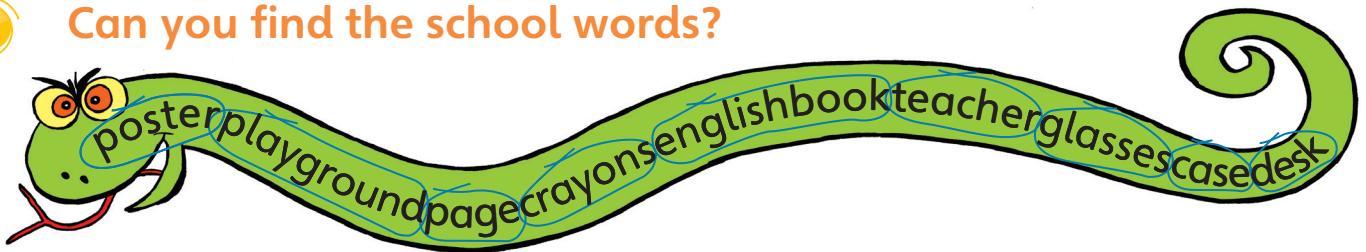
1 Look. Read and colour.



Can you find...?

- 1 I book. Colour it yellow.
- 2 2 school bags. Colour them brown.
- 3 3 erasers. Colour them blue.
- 4 4 rulers. Colour them orange.
- 5 5 pencil cases. Colour them pink.
- 6 6 pencils. Colour them green.

2 Can you find the school words?



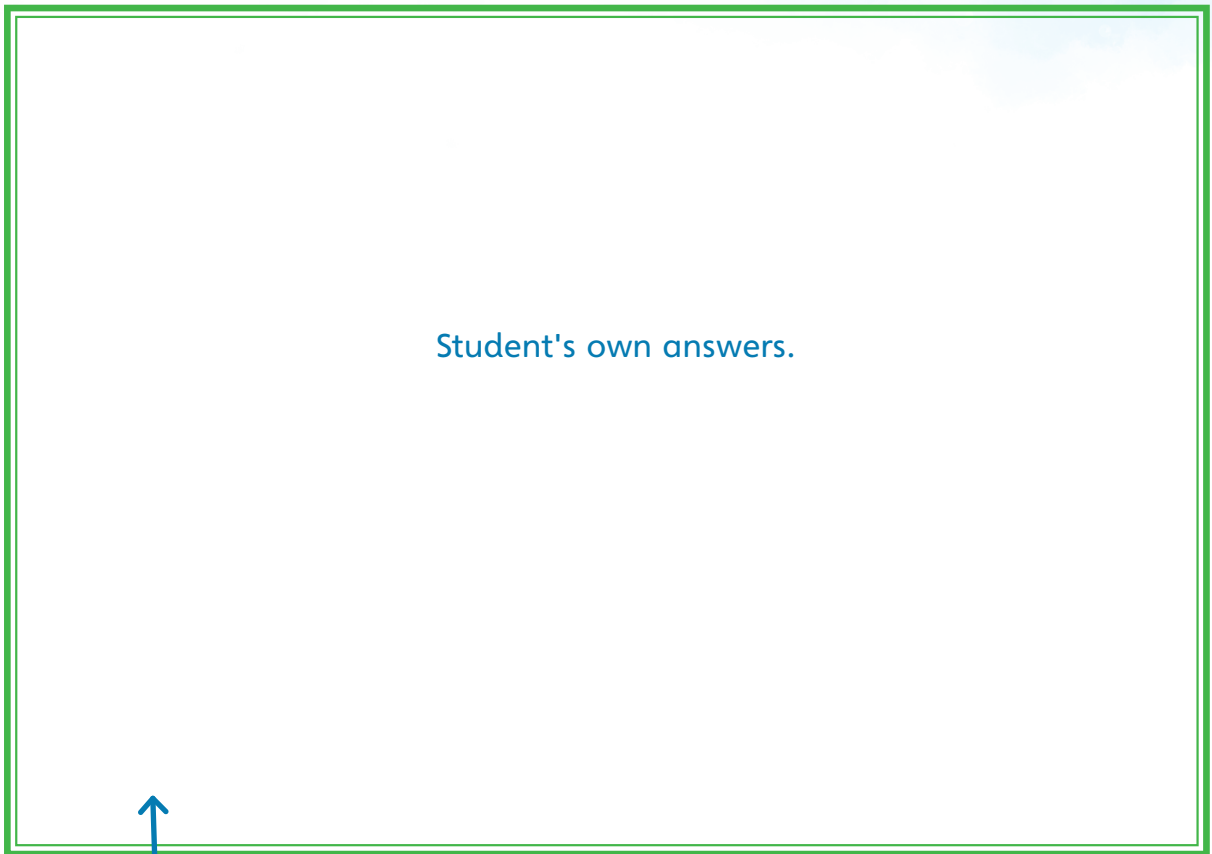
3 Read and draw.

Draw a whiteboard.
Draw a brown desk under the whiteboard.
There's a teacher next to the desk.
There's a red pencil case under the desk.
There's an English book in the teacher's hand!

Student's own answers.

4

Draw your classroom. Write what you can see.



↑
chair

5

Look at Grace's schoolbag.



In my bag I've got a book, a ruler, two pencils, a banana, an apple and juice.

What's in *your* schoolbag? Tell your family!

Student's own answers.


Sports




1 Read and match. Draw lines.

ten
basket
badmin
table
swim
hock
base

ball
ming
nis
ey
ball
tennis
ton



2 Match.



kick

hit

catch

throw

bounce

Read and write.

Basketball

You can
bounce ,
throw and
catch the ball.

Hockey

You can hit
the ball with a
stick .

Tennis


You can bounce
and hit
the ball with a
racket .

Football

You can kick
and throw the
ball.

3 Complete the table with sports.

Student's own answers.



Tell your family.

Student's own answers.



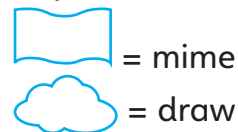
I love fishing.
I don't like basketball.

4 Fun at home Play with your family. Mime and draw.

Student plays the game.



Key:



3 bounce a ball	4 catch a ball	11 play tennis	12 run	Finish
2 go to the beach	5 play hockey	10 hockey stick	13 play badminton	18 table tennis bat
1 play baseball	6 skateboard	9 fly	14 tennis racket	17 throw a ball
Start	7 jump 10 times	8 ride a horse	15 play basketball	16 swim in the sea

Toys



1 Circle the toys. Write.




doll



robot

b	a	l	l	j	k	n	t	i	y
e	z	y	r	o	b	o	t	o	u
f	h	k	m	m	o	s	e	c	l
k	i	t	e	u	a	l	i	e	n
t	y	e	w	q	t	f	x	p	d
a	f	o	o	t	b	a	l	l	o
s	c	o	m	p	u	t	e	r	l
x	w	b	m	o	t	y	i	p	l



kite



football



boat



ball



computer

2 Read. Colour. Write.







One green computer

Two pink robots

Three orange kites

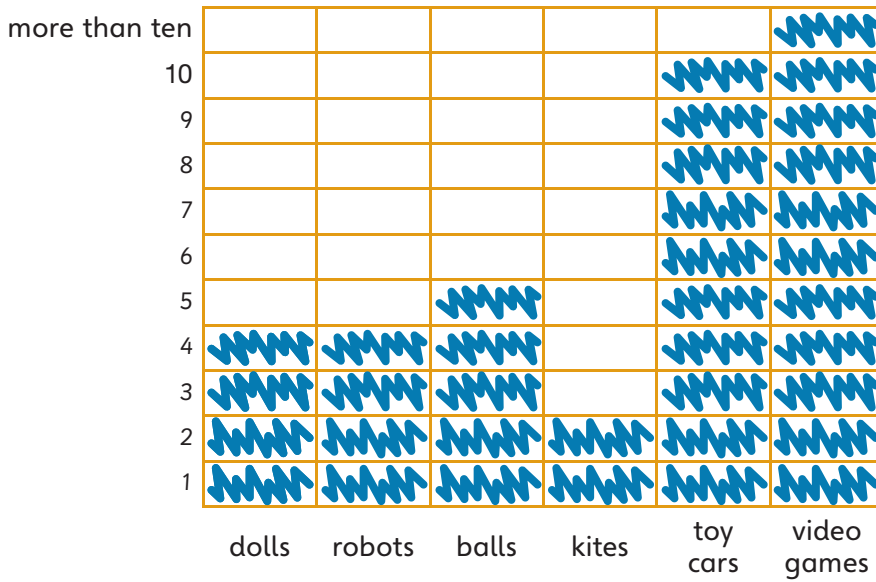

Four blue dolls

Five red boats



3

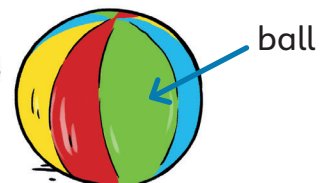
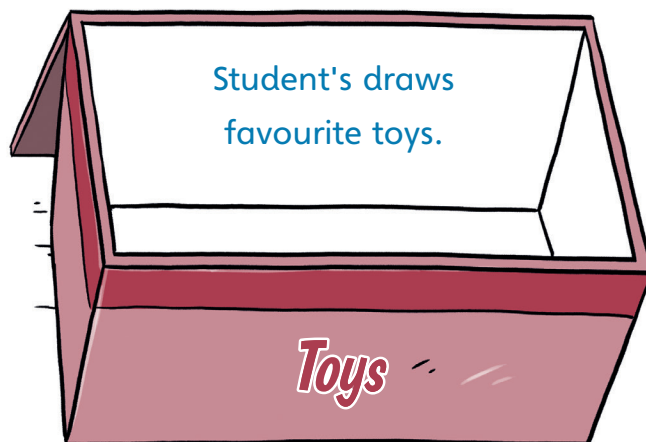
Count the toys. Colour and write. Student's own answers.



..... four dolls
 four robots
 five balls
 two kites
 ten toy cars
 more than ten
 video games

4

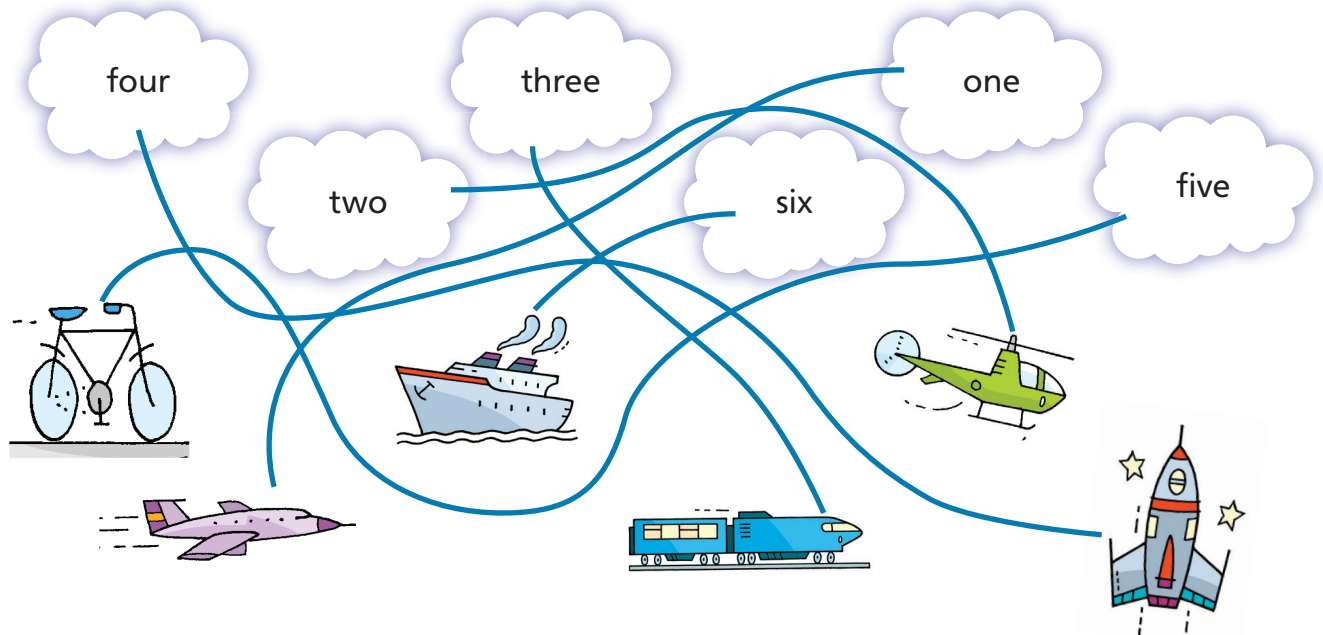
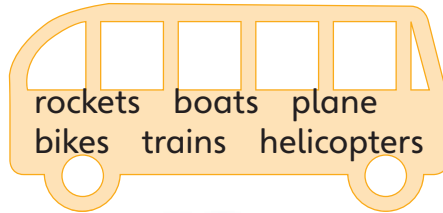
Draw your favourite toys. Write.



Transport



1 Look and write.



one plane
two helicopters

three trains
four rockets

five bikes
six boats







2 Read, draw and colour.

Colour the rocket orange.
Draw a red plane under the rocket.
Draw two blue bikes under the plane.
Draw a green school bus next to the bikes.



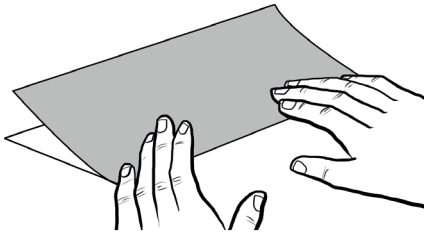
3

Look out of the window for five minutes and count.

	Student's own answers.
	
	
	
	
	

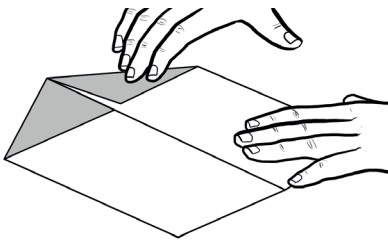
4

Fun at home Make a paper plane. Show your family. You need paper and your hands.

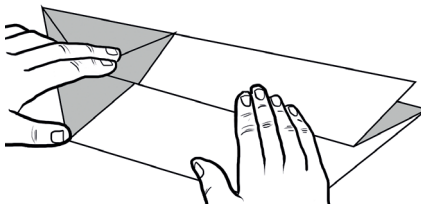


Do this.

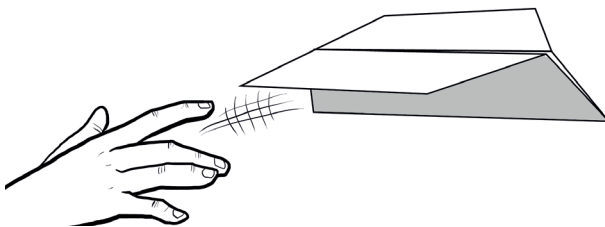
Student's make paper plane.



Now do this.



Now do this.

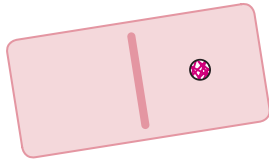


Make your plane fly!

Numbers




1 Look and write and colour.



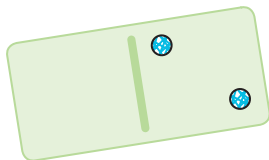
.....one.....

Colour it pink.




.....seven.....

Colour them purple.



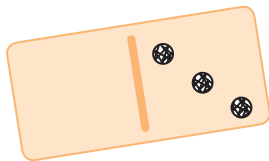
.....two.....

Colour them blue.




.....eight.....

Colour them grey.



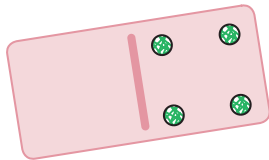
.....three.....

Colour them black.



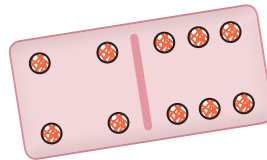
.....nine.....

Colour them brown.



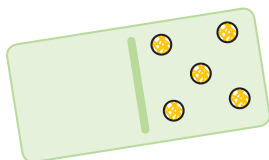
.....four.....

Colour them green.



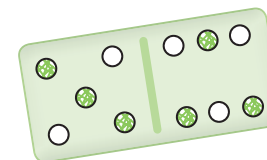
.....ten.....

Colour them orange.



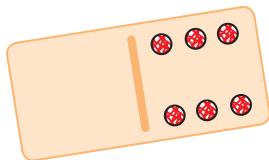
.....five.....

Colour them yellow.



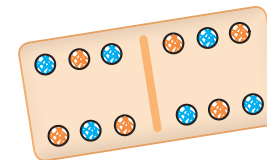
.....eleven.....

Colour them green and white.



.....six.....

Colour them red.



.....twelve.....

Colour them blue and orange.

2 Read and colour.

Number thirteen is green.

Number fifteen is grey.

Number twenty is pink.

Number fourteen is orange.

Number eighteen is blue.

Number sixteen is red.

Number seventeen is yellow.

Number nineteen is purple.



13



14



15



16



17



18



19



20

3

Look at your bedroom. Count. Write.

Things	How many?
	Student's own answers.
	
	
	
	
	

In my bedroom I have got
..... Student's own answers.....

.....

.....


.....

.....


.....

4

Colour. Look and tell your family.








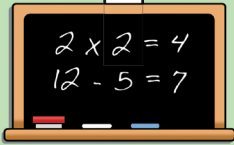




I can see three brown cows.



Places



1 Write the names of the places.

 <p>.....toyshop.....</p> <p>o h y t o p s</p>	 <p>.....station.....</p> <p>o t a n i s t</p>	 <p>.....park.....</p> <p>r k p a</p>	 <p>.....beach.....</p> <p>a e b h c</p>
 <p>.....house.....</p> <p>s e h o u</p>	 <p>.....school.....</p> <p>o s l o h c</p>	 <p>.....flat.....</p> <p>t l f a</p>	
 <p>.....garden.....</p> <p>n e d g r a</p>	 <p>.....television studio.....</p> <p>o i e l t v i s u o d t</p>	 <p>.....bookshop.....</p> <p>o k h o o b p s</p>	

2 Lucy's day. Look at the things. Where is she going?








Write.


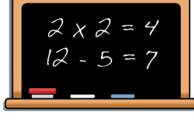

- 1book - bookshop.....
- 2doll - toy shop.....
- 3ball - beach.....
- 4ticket - station.....
- 5bicycle - park.....

beach bookshop station
toy shop park

3

Write about your town.

Place	✓/ X How many?
	Student's own answers.
	
	
	
	

Place	✓/ X How many?
	
	
	

Student's own answers.

In my town there are

There is a

There isn't a

There are lots of


There aren't any

.....

.....

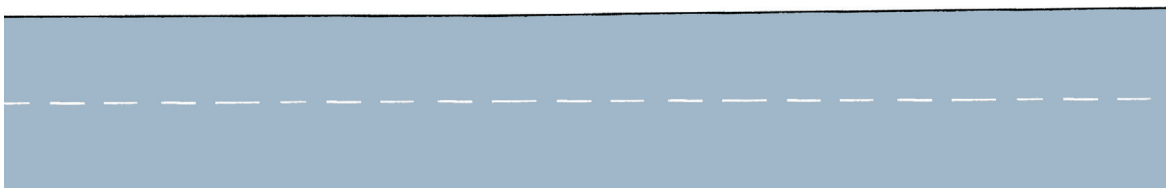
4

Look at Ben's street.



Draw your street and write what is in the street.

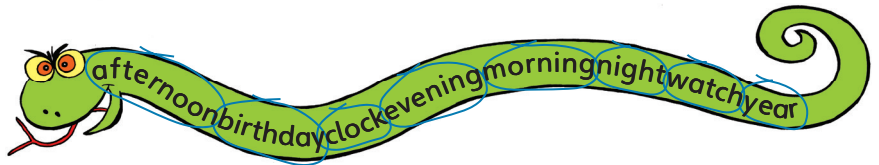
Student's own answers.



Time



1 Find words. Write.



afternoon



birthday



morning



watch



night



evening



clock



year

2 Look, read and write.

have lessons watch TV go to school have a bath have dinner
 have breakfast go to sleep ~~get up~~ ~~put on clothes~~ say goodbye have lunch



In the morning, I get.....
up and put on my
clothes. I have
breakfast. I go to
school.



In the afternoon, I have.....
lunch and I have
lessons.
I say goodbye



In the evening, I have.....
dinner and watch
TV. I have a bath.



At night, I go to sleep.....

3 My day! This is Ben.

Student's own answers.

I like the afternoon. I play basketball with my friends.



What's your favourite time of day? Draw and write.

Student's own answers.

My name is
I like
I play
I go

4 Your day. Draw and tell your family.

Student's own answers.
morning



afternoon

evening

night

In the morning I get up and have breakfast.
In the afternoon I
In the evening I
At night I



How do you spell the words?
 m o r n i n g  e v e n i n g

The world around us




1 Circle and write.



beach



sand



sea





shells



street



water




sun



tree

2 Read, draw and colour.

- Colour the sun orange.
- Draw three trees under the sun.
- Draw two big fish in the sea, next to the boat.
- Colour the fish pink.
- Colour the sea blue.
- Colour the man's hat red.
- Colour the woman's hat green.
- Colour the sand yellow.



3

Look and read. Write True or False.

Example It's a sunny day at the beach.

..... True

1 There's a monkey in the tree.

..... True

2 Two girls are playing with a ball.

..... True

3 A woman is sleeping under the tree.

..... False

4 Three birds are flying. True


5 There is a cat in the boat. False

6 There are two boats on the sea.

..... True







7 There are no shells on the beach.

..... False



4

Fun at home Look outside your window. What can you see? How many are there?

Things	How many? 0? 1? 2?
	1
	Student's own answers.
	
	
	
	

The author would like to thank all her friends and colleagues at IH Córdoba for their help and inspiration over the years.

The author and publisher would like to thank the ELT professionals who reviewed the material at different stages of development: Lisa McNamara, Spain; Sarah Moore, Italy; Duygu Ozkankilic, Turkey; Jessica Smith, Italy.

Freelance Editorial Services by Trish Burrow.

Design and typeset by Wild Apple Design.

Cover design and header artwork by Chris Saunders (Astound).

Sound recordings by Ian Harker and dsound recording studios, London.

The authors and publishers acknowledge the following sources of copyright material and are grateful for the permissions granted. While every effort has been made, it has not always been possible to identify the sources of all the material used, or to trace all copyright holders. If any omissions are brought to our notice, we will be happy to include the appropriate acknowledgements on reprinting and in the next update to the digital edition, as applicable.

The publishers are grateful to the following for permission to reproduce copyright photographs and material:

Key: L = Left, C = Centre, R = Right, T = Top, B = Below, B/G = Background

Laetitia Aynié (Sylvie Poggio Artists Agency) pp.10(T), 23(B), 26(B); Joanna Boccardo 28(B) afternoon, morning, night, evening; Adrian Bijoo (Advocate Art) pp. 6(B), 7(C), 15(C), 20(B), 21, 30(T) sand; Chris Embleton-Hall (Advocate Art) pp. 6(T), 8(T), 16(T), 31(T) street, water; Andrew Elkerton (Sylvie Poggio Artists Agency) pp. 2(T) (B), 3(B), 8(B), 13(B), 26(T) beach, blackboard, 30(T) beach; Clive Goodyer (Beehive Illustration) pp. 4, 6(C), 22(T), 23(T), 27(B), 28(T) birthday, watch, calendar; Andrew Hamilton (Elephant Shoes Ink Ltd) pp. 6(T), 25(T), 26(T) garden; Brett Hudson (Graham-Cameron Illustration) pp. 5, 7(B), 11(B), 15(B), 18, 26(T) book, 29(B); Kelly Kennedy (Sylvie Poggio Artists Agency) pp. 17 (BR); Nigel Kitching pp. 4, 14 (T), 17(BL), 19(B); Arpad Olbey (Beehive Illustration) pp. 3(C), 10(B), 25(B), 29 (T), (C), 30(B); Anthony Rule pp. 12(B), 26(T) toyshop; Pip Sampson pp. 14(B), 30(T) sea, tree, 31(B); Melanie Sharp (Sylvie Poggio Artists Agency) pp.13(B); Jo Taylor pp. 26(T) park; Theresa Tibbetts pp. 30(T) sun; Matt Ward (Beehive Illustration) pp. 14(B) garden, 20(T), 26(T) train station, television studio; Sue Woollatt (Graham-Cameron Illustration) pp. 11(T), 12(T), 22(B), 24.