

# Lecture skills A

## Preparing for lectures

- Talking about products
- Vocabulary for the context

## Listening

- Listening for gist and detail

## Language focus

- *If* structures 1
- Vocabulary: key expressions
- Pronunciation: emphasising words

## Follow-up

- Organising notes
- Further listening

## Preparing for lectures

### 1 Talking about products

**1.1** Think of a product that you own. Make notes in answer to the following questions.

- 1 What is the product and how is it used?
- 2 Who normally buys this kind of product? For example, only young people? Only people living in your country?
- 3 Is this product normally produced in large or small quantities? Why is that?

**1.2** Work in small groups. Tell other students about your product and listen to their descriptions.

**1.3** In your group, try to rank the products you talked about from *most necessary* for human beings to *least necessary*. Say why you think one product is more important than another. For example: *I think Maria's thermometer is more important than my coffee maker because it can help when people are sick.*

### 2 Vocabulary for the context

**2.1 a** The words in bold in the following sentences all have a similar meaning. Which two words refer to things that are made to be bought and sold? Which one refers to a thing that is a natural resource and can be bought, sold or traded?

- 1 The company makes a wide range of **products** to help with skin care that can be used by both men and women.
- 2 Their most valuable **commodity** is oil and it accounts for a large part of the country's income.
- 3 Most **goods** that can be found in a supermarket are purchased to be used immediately.

**b** Another key term in economics is *goods and services*. *Services* refers to things that you pay other people to do for you. Which of the following things would you call a service?

- |  |                               |
|--|-------------------------------|
| 1 getting a haircut                      | 3 buying a dictionary         |
| 2 asking someone to repair your computer | 4 having a dental appointment |

**2.2** Complete the following explanations of economic terms using the words in the box. The word you put in the gap collocates with the word in bold next to it. Use a dictionary to help you.

scarcity (n)    fiscal (adj)    state (n)    revenue (n)

The **1** \_\_\_\_\_ system is the system used by a government to collect money from people living in a country. This is done by taxing people's wages or salaries as well as by putting a tax on things that are sold. The money the government makes is known as **tax 2** \_\_\_\_\_ . In an economy, it is sometimes difficult to find and buy a particular product or commodity. This is known as a **3** \_\_\_\_\_ problem. One solution to this problem is for the government to get involved and help. When this happens, it is known as **4** \_\_\_\_\_ intervention in the economy.

**2.3 a** Look at the following definition:

**consume** (v) to use fuel, energy or time, especially in large amounts; in economics can also refer to the use of goods and services

The following sentences all contain words in bold that belong to the *consume* word family. Are they all adjectives or nouns?

- The new telephone rates will affect all **consumers** including businesses.
- The United States is often criticised because it is a society where **consumerism** seems out of control.
- We need to cut down on our fuel **consumption** by having fewer cars on the road.

**b** Match the words in bold in 2.3a to the following definitions from the *Cambridge Advanced Learner's Dictionary*.

- the amount used or eaten
- a person who buys goods and services for their own use
- the state of an advanced industrial society in which a lot of goods are bought and sold

**c** Which of the words do you think is often used with a negative meaning?



**Study tip** Before you go to a lecture, it is a good idea to study or revise key words and terms that you think might be mentioned in the lecture. It can also help to do some background reading on the subject of the lecture.

## Listening

### 3 Listening for gist and detail

**3.1** Watch an extract from Dr Vlamis's lecture, *Economics and the Economy*, and answer the questions.

- Does Dr Vlamis give definitions of key economic terms or does he describe an example of economic activity?
- Which of the following does he mention?
  - only the private sector
  - only the public sector
  - both the private and the public sector
- Do you think Dr Vlamis has good eye contact with his audience?
- Does he use gesture a lot?



Dr Prodromos Vlamis, Associate, Department of Land Economy, University of Cambridge and Visiting Fellow, Hellenic Observatory, London School of Economics

**3.2** Watch the extract again and complete the following notes using one word in each gap.

- Economics = what & for \_\_\_\_\_ and \_\_\_\_\_ much to produce
- 2 categories of \_\_\_\_\_ → private & \_\_\_\_\_ sector
- private = consumers buy at certain \_\_\_\_\_ e.g. pair of \_\_\_\_\_
- \_\_\_\_\_ = goods produced by \_\_\_\_\_ → we can \_\_\_\_\_ without paying e.g. \_\_\_\_\_ security → air force
- \_\_\_\_\_ sector - \_\_\_\_\_ indirectly → tax
- for \_\_\_\_\_ - how products are distributed in \_\_\_\_\_
- \_\_\_\_\_ much - connected to \_\_\_\_\_ choices society makes & scarcity

## Lecture skills A

**3.3** Read your notes in 3.2 and decide whether the following statements are true (T), false (F) or if the information is not given (NG) in the lecture.


- 1 Economics is the study of how a society manages goods production. T
- 2 Economists focus more on the production of private sector goods. \_\_\_\_\_
- 3 Economists are also interested in how much the public sector helps the private sector produce goods. \_\_\_\_\_
- 4 Public sector goods are paid for from tax income. \_\_\_\_\_
- 5 Governments that are worried about security want to increase tax revenue. \_\_\_\_\_
- 6 When economists talk about 'for whom' goods are produced they are really referring to the price of goods. \_\_\_\_\_
- 7 Economists are interested in 'how much' because this can lead to a situation where there isn't enough of a particular product. \_\_\_\_\_

## Language focus

► Sentences with *if* that talk about what is generally true

Unit 1 (G&V) 4, p25

**4 If structures 1**

**4.1**  Watch another extract from the lecture that contains three examples of *if* structures. Fill in each gap with one word.

... [Example A] if the consumer **1** \_\_\_\_\_ not willing to pay the price, then he's excluded from the consumption of those goods. [Example B] So if you **2** \_\_\_\_\_ downtown in Cambridge and you **3** \_\_\_\_\_ to buy a pair of shoes, you **4** \_\_\_\_\_ to pay a certain price. [Example C] If you **5** \_\_\_\_\_ not willing to pay that price, you **6** \_\_\_\_\_ be allowed to consume, so to speak, the particular, erm, commodity.

**4.2** Answer the following questions.

- 1 In the extract above, does Dr Vlamis use the *if* structures to describe situations that are real and possible or imaginary?
- 2 Which one of the *if* structures talks about a general situation?
- 3 Which two *if* structures talk about specific situations?

**5 Vocabulary: key expressions**

**5.1** Read the following extracts from the lecture.

- 1 Economics is **the study of** how society decides about three key things.
- 2 **What do we mean when we say** 'what to produce'?
- 3 **We mean** what kind of different goods to produce.
- 4 ... they are produced by private companies and **these are called** private goods ...
- 5 **What is the difference between** the two sets of goods?

Why does Dr Vlamis use the expressions in bold? Choose the best option.

- a to introduce examples of key terms used in the lecture
- b to introduce and explain the meaning of key terms used in the lecture
- c to report what other people have said about key terms in the lecture

**5.2** Complete the variations of some of the expressions in 5.1 using the words in the box.


differences    this    talk

- 1 This is something provided by a company or an individual person and \_\_\_\_\_ is called a service.
- 2 What do we mean when we \_\_\_\_\_ about 'state intervention'?
- 3 What are the \_\_\_\_\_ between these three examples?



**Study tip** Lecturers will often define key terms at the start of a course or a lecture. It is a good idea to listen carefully for these definitions and explanations because they will help you understand other parts of the course or lecture.

## 6 Pronunciation: emphasising words

6.1  A.3 Watch an extract from the first part of the lecture. Answer the following questions.

- 1 In general in this extract, does Dr Vlamis emphasise or stress a lot of words or very few words?
- 2 Why do you think he does this: because he's thinking about what he's saying or because he wants to be sure that people who are listening to the lecture focus on certain words?

6.2 a Turn to page 156 for the audioscript of the extract. Watch again and mark the words that are stressed.

b In general which group of words are stressed in the extract?

Group 1: nouns, main verbs, adjectives, adverbs

Group 2: articles, prepositions, auxiliary verbs, pronouns



**Study tip** It will often be difficult to understand every word in a lecture. In general, lecturers tend to emphasise key content words and less important words are not stressed. Listening out for the stressed content words and not worrying about trying to understand less important words can help you to have an understanding of what the lecturer is saying.

## Follow-up

## 7 Organising notes


7.1 A student who attended Dr Vlamis's lecture made rough notes during the lecture. At home, she organised them so they were easy to understand. Complete the revised version of her notes by putting a word in each gap.

<u>Economics</u> =	what ... for whom ... how much ...	} to 1 _____
what =	} 2 _____ sector → companies e.g. shoes public sector → 3 _____ e.g. national security	
for whom =	4 _____ in society	
how much =	society's 5 _____ of production	

7.2 Discuss the following questions.

- 1 How easy is it to organise your notes like this when listening to the lecture?
- 2 Think of reasons why it is helpful to organise your lecture notes at home.

## 8 Further listening

8.1  A.4 Get further listening practice by listening to another extract from the lecture *Economics and the Economy*. In this extract, Dr Vlamis explains different economic systems. Watch the extract for the following things:

- the terms used to describe the three different kinds of economy (remember that the slides can help you)
- key content words that Dr Vlamis stresses in the lecture.

When you have finished listening, you can read the audioscript on page 156 to check your understanding, and then organise your notes so you have a clear record of the information.