

Unit3

I'll have pizza, please

Get ready to listen and speak

- How often do you eat out?
- What kind of restaurants do you like to go to?
 - expensive restaurants ☐
 - small, local restaurants ☐
 - family restaurants ☐
 - fast food restaurants ☐



go to Useful language p. 79

A Listening – Ordering a meal in a restaurant

1 Listen to these sentences. Who do you think is speaking? Tick ✓ Customer or Waiter.

	Customer	Waiter
a	<input type="checkbox"/>	<input checked="" type="checkbox"/>
b	<input type="checkbox"/>	<input type="checkbox"/>
c	<input type="checkbox"/>	<input type="checkbox"/>
d	<input type="checkbox"/>	<input type="checkbox"/>
e	<input type="checkbox"/>	<input type="checkbox"/>
f	<input type="checkbox"/>	<input type="checkbox"/>
g	<input type="checkbox"/>	<input type="checkbox"/>
h	<input type="checkbox"/>	<input type="checkbox"/>
i	<input type="checkbox"/>	<input type="checkbox"/>


2 Imagine you are a customer in a restaurant. Listen to the waiter's questions. Match each question (a–e) with a reply (1–5).

- | | |
|---|--|
| a | 1 French onion soup, please. |
| b | 2 No, thanks. I'm full. I'll just have a coffee, please. |
| c | 3 I'll have steak, please. |
| d | 4 I'll have a glass of mineral water, thank you. |
| e | 5 Yes, I am. Thank you. |

3 Listen again. Pause the recording after each question and say the correct reply.

4 Listen to the questions once more. Use the ideas below to reply.

Example:
You hear: a Can I get you anything to drink?
You say: I'll have a glass of orange juice, please.



Did you know ...?

British English and American English are sometimes different.

American English	British English
appetizer	= starter
entrée	= main course
check	= bill


B Speaking – Understanding the menu

Speaking strategy: Asking about dishes on a menu

- 1 You can use the expressions in **bold** to ask someone to explain something on the menu.
- Excuse me. **What's a** Caesar Salad?
What's in the Mexican Mixed Grill?
Can you tell me what the House Special **is**, please?

Speak up!

- 2 Look at the menu and imagine you are in a restaurant. You want the waiter to explain what these dishes are. What can you say? Speak your answers.
- Example: a
You say: Excuse me. What's a Waldorf Salad?



Excuse me. What's Death by Chocolate, please?

Learning tip

If possible, prepare yourself *before* you listen or speak in English. Think of the language that you might hear, and what you might need to say.

Menu

Starters

Vegetable Soup
^aWaldorf Salad

Main course

Steak
^bSpaghetti Carbonara
^cMexican Chicken

Desserts

Fruit Salad
^dSummer Fruits Pudding

Sound smart
Intonation in questions

- 1 17 Listen to questions a–f and notice the intonation.
- a Do you want dessert? b Can I take your coat?
- c Where do you want to sit?
- d What would you like as a starter?
- 2 Circle the correct answer to complete the rule.
For questions that have a Yes/No answer, your voice usually goes a) ... UP/DOWN ... at the end of the sentence. For questions that begin *Wh-*, your voice usually goes b) ... UP/DOWN ... at the end of the sentence.
- 3 18 Look at questions a–h. Decide if the intonation goes up or down at the end. Tick ✓ your answers, then listen and check.
- | | | | |
|---|----------------------------------|-------|-------|
| a | Could I have a menu, please? | | |
| b | What do you recommend? | | |
| c | Do you have a set menu? | | |
| d | What soft drinks do you have? | | |
| e | Can I have the bill, please? | | |
| f | Is service included? | | |
| g | What specials do you have today? | | |
| h | Where's the toilet, please? | | |
- 4 Now listen and repeat each question, using the correct intonation.

Unit3 I'll have pizza, please

C Listening – Talking about food

1 Listen to four people talk about their food in a restaurant. Look at the menu. Which dish is each person describing?

- a Beef and vegetables

c
- b

d

2 Listen again. What adjectives does each person use to describe their food?

- a excellent, tender, tasty

c
- b

d



Focus on ...
words describing food

ab C def

1 Circle the adjective that does *not* describe each of these types of food.

a salad: fresh, crunchy, rich

c ice-cream: sweet, salty, creamy

b chicken: tender, spicy, soft, tasty

d sauce: mild, rich, tough

2 Look at these words and expressions you can use to describe food. Write each one in the correct column.

all right, awful, delicious, excellent, not very good, OK, really tasty

😊

☹️

😐

.....

.....

.....

D Speaking – Giving opinions about food

Speaking strategy: Asking for and expressing opinions

1 You can use the expressions in **bold** to ask someone about their food.

What's the soup **like**? **How's your** salad? **Is the** steak **nice**?

Speak up!

2 Imagine you are with some friends in a restaurant. Look at what your friends are eating. Ask them about their food.

Example: a

You say: What's your burger like?

a burger

b steak

c chicken

d salad

e spaghetti

3 Imagine you are eating these dishes. Listen to the questions from your friend, then use the ideas below to reply. Use the adjectives in Focus on ... to help you.

Example:

You hear: a

What's your soup like?

You say: It's very tasty.

a 😊

b 😊

c 😐

d 😊

e 😊



20 Social and Travel

© Cambridge University Press

www.cambridge.org

E Listening – Fast food

In a fast food restaurant, people speak quite quickly, and often they do not use full sentences.

- 1  **21** Listen to this conversation and complete the customer's order.
- cheeseburger
..... fries
a small
- 2  **21** Listen again. How much does the meal cost? \$



Class bonus

Work in groups of three or four. Choose one person to be the waiter. Use the Bistro 42 menu.
Waiter: Take each person's order. Explain the dishes on the menu where necessary. Then serve your customers!
Customers: Decide what to order. Ask the waiter to explain any dishes you don't know. During the meal describe each dish.

Learning tip

In a fast food restaurant, look at the pictures around you and the words on the menu board like *large*, *regular* and *small*.

E Xtra practice

Watch a cooking programme in English on satellite or cable TV, or listen to a programme about food on the radio in English. Perhaps you can find a good recipe to try out at home!

Can-do checklist

Tick what you can do.

- I can order a meal in a restaurant.
- I can ask about dishes on a menu.
- I can talk about food and express my opinion.
- I can ask about food and describe different dishes.
- I can say that I don't understand.

Can do	Need more practice