








6

# Story worksheet: I like your colours!

Cut out, order and stick.





## Story worksheet: I like your colours!

Cut out, order and stick.

1 1	2 2
3 3	4 4
5 5	6 6
7 7	8 8

## Unit 6 Story: Guidelines for parents and guardians

Polly: And who are you?

Cow: I'm the cow.

Polly: I like your tail.

Cow: Thank you. Moo!

Polly: Who are you?

Rabbit: I'm the rabbit.

Polly: I like your ears.

Rabbit: Thank you!

Polly: Who are you?

Horse: I'm the horse.

Polly: I like your teeth.

Horse: Thank you. Neigh!

Sheep: And who are you?

Polly: I'm Polly the parrot.

Sheep: I like your colours.

Polly: Thank you!

Polly: Who are you?

Dog: I'm the dog.

Polly: I like your nose.

Dog: Thank you. Woof, woof!

Sheep: Look!

Polly: Fantastic!

Other animals: Oh no! Woof woof!

Miaow! Moo! Neigh!

Polly: Who are you?

Cat: I'm the cat.

Polly: I like your eyes.

Cat: Thank you. Miaow!

*Cut out the eight pictures on worksheet part 1. Point to Polly and ask Who's this? Your child says the name. Encourage him/her to say which other animals appear in the story (a cow, a dog, a horse, a cat, a rabbit and a sheep). Ask what is happening in the story (the child tries to remember and explain in his/her own language). Read the story script and help the child put the pictures in the correct order. Check with Pupil's Book pages 52 and 53.*

*Give the child glue and the second part of the worksheet. He/She sticks the pictures down in order into the blank frames. When he/she has finished, talk about what is happening in the story again (Polly is at a farm. She speaks to each of the animals and says what she likes about them (paying compliments). Then at the end the multi-coloured sheep says 'I like your colours' to Polly.). Practise the repeated phrases Who are you? I'm the (cow). I like your (tail). The child can then colour the pictures.*