





3

Story worksheet: Family and friends

Cut out, order and stick.



3

Story worksheet: Family and friends

Cut out, order and stick.

<p>1</p> <p>1</p>	<p>2</p> <p>2</p>
<p>3</p> <p>3</p>	<p>4</p> <p>4</p>



Unit 3 Story: Guidelines for parents and guardians

Mike: Who's this?
 Leo: It's my dad!
 Mike: Oh.

Mike: Who's this?
 Leo: It's my sister!
 Mike: Wow!

Mike: Who's this?
 Leo: It's my brother.
 Mike: Oh. Wow!

Mike: Who's this?
 Leo: It's my mum.

Mike: And who's this?
 Leo: This? This is my friend!
 Mike: Oh!

Cut out the five pictures on worksheet part 1. Point to the characters and the paintings on the walls. Your child says the names. Ask what is happening in the story (the child tries to remember and explain in his/her own language). Read the story script and help the child put the pictures in the correct order. Check with Pupil's Book pages 28 and 29.

Give the child glue and the second part of the worksheet. He/She sticks the pictures down in order into the blank frames. When he/she has finished, talk about what is happening in the story again (Leo is showing Mike pictures of members of his family. The last picture is of his friend – Mike!). The child can then colour the pictures.