

FUNskills



Home Booklet

1

Answer keys
and audioscripts




1 Answer keys & audioscripts

READING PAGE 2

1 Lucy 2 Nick 3 Alex 4 Luckie

Fun boost



READING PAGE 3

On my farm, there are two horses, three ducks and a dog.

Fun boost

1 C 2 D 3 B 4 A

READING PAGE 4

1 D X 2 C ✓ 3 A ✓ 4 E ✓ 5 B X

READING PAGE 5

1 no 2 yes 3 no 4 yes 5 no 6 yes

Fun boost

4 rulers, 4 rubbers

r	u	l	e	r				
u			r	u	b	b	e	r
b		r						u
b	r	u	l	e	r			l
e		b						e
r		b		r	u	l	e	r
		e						
		r	u	b	b	e	r	

READING PAGE 6

	on the bed	in the cupboard	on the bookcase	on the desk
Kim	watch	shoes	tablet	crayons
Moyo	boots	baseball cap	pencils	computer

His baseball cap is in the / his cupboard.

Her watch is on the / her bed.

Fun boost

1 lamp 2 mirror 3 rug 4 teddy bear 5 sofa

READING PAGE 7

1 feet 2 wings 3 body 4 eyes

Fun boost

On the plate, I can see pineapple, orange, kiwi, banana and apple.

Is this hair? yes Is this a mouth? no

Is this an eye? yes

LISTENING PAGE 8

1 Nick 2 Anna 3 Bill 4 Alice

Track 02

- Miss Webb:** Good morning, everyone. I'm your new teacher, Miss Webb. I don't know all your names. Can you tell me?
- Eva:** I can tell you everyone's names! My name's Eva, and my best friend is Jill. She's sitting next to your desk.
- Miss Webb:** And who is sitting next to Jill?
- Eva:** That's Bill.
- Miss Webb:** How do you spell your name, Bill?
- Bill:** It's B-I-L-L.
- Miss Webb:** Thank you.
- Eva:** Then there's Hugo and Alice.
- Miss Webb:** Where is Alice?
- Eva:** She's sitting between Hugo and Matt.
- Miss Webb:** Oh, yes. Can you spell your name, Alice?
- Alice:** Yes, it's A-L-I-C-E.
- Miss Webb:** Who is sitting next to you, Eva?
- Eva:** This is Nick. He's a new classmate.
- Miss Webb:** Hello, Nick. Can you spell your name?
- Nick:** Yes, it's N-I-C-K.
- Miss Webb:** N-I-K?
- Nick:** No, it's N-I-C-K.
- Miss Webb:** Oh, yes. Thank you, Nick! Is that everyone?
- Anna:** No, I'm Anna. I'm between Matt and Nick.
- Miss Webb:** Ah, yes. Hello, Anna. Can you spell your name, please?
- Anna:** Yes, it's A-N-N-A.
- Miss Webb:** Fantastic! Now I know all your names. Nice to meet you!

Fun boost

a number: two

an animal: bird

food: bread

where you sleep: bed

clothes: hat

LISTENING PAGE 9

1 Five 2 Eight 3 Twelve 4 Seven 5 Six

Track 03

Teacher: Let's see what sports everyone plays after school.
Hands up. Who plays badminton? Let's count and colour. One, two, three, four, five. Five classmates play badminton.
Hands up. Who plays basketball? Let me see ... One, two, three, four, five, six, seven, eight. Let's colour eight. Eight classmates play basketball.
OK. Next sport. Hands up. Who plays football? Ooh! Lots of boys and girls! Let me count ... One, two, three, four, five, six, seven, eight, nine, ten, eleven, twelve! Let's colour twelve. Twelve classmates play football.
OK. Now swimming. Hands up. Who goes swimming? Let me see your hands ... One, two, three, four, five, six, seven swimmers! Seven classmates go swimming.
And now, who plays tennis? Let's count and colour. One, two, three, four, five, six! Six classmates play tennis.
Fantastic! It's great to do sport!

Fun boost

green 1 (tennis racket)

orange 3 (goggles)

blue 9 (basketball hoop)

grey 11 (goal posts)

LISTENING PAGE 10

Zac's pets: fish

Grandad's farm: sheep


In the farmhouse: spider

At the zoo: snake

Track 04

Girl: Hi, Zac. I'm taking photos of animals for my school project.
Zac: I can help you! I've got lots of pets. I've got three cats and two dogs. Here they are!
Girl: They're great. And what's that?
Zac: That's my fish, Nemo!
Girl: Can I take a photo of your fish? It has nice colours!
Zac: Yes, of course! My grandad has a farm. Do you want to visit?
Girl: Yes, please!
Zac: This is his farm. He's got horses, cows and sheep.
Girl: I love sheep. Can I take a photo of the sheep?
Zac: Yes, of course! This old farmhouse has got some scary animals!
Girl: Is that a mouse?
Zac: Yes. And there's a bat.
Girl: Wow!
Zac: Take a photo of this spider. It has a yellow body!
Girl: Yes, it's beautiful.
Zac: Let's go to the zoo and see some more animals.
Girl: Good idea, Zac! This zoo has got lots of animals.
Zac: Yes! Come on. Wow ... that tiger is big!
Girl: And look at that long snake!
Zac: Take a picture of the snake!
Girl: Yes, it's really cool! Thanks for your help, Zac.
Zac: Good luck with your project!

LISTENING PAGE 11



Track 05

Boy: Look at this park!
Teacher: Yes! Do you want to colour it?
Boy: Yes, please. Can I colour the boat?
Teacher: Yes. What colour?
Boy: Red! It's my favourite colour.
Teacher: OK. Colour the boat red. There are two children in the train. Can you see them?
Boy: Yes, there's a boy and a girl.
Teacher: That's right. Can you colour the train green?
Boy: Great. A green train! There are three teacups. Can I colour them?
Teacher: Yes, you can colour them pink.
Boy: Sorry, purple?
Teacher: No, the teacups are pink.
Boy: OK. Here's my pink pencil.
Teacher: Now, can you see the sign? It says 'Welcome to Cool Park'.
Boy: Yes, it's next to Bobbie.
Teacher: Yes. Can you colour the sign orange?
Boy: So 'Welcome to Cool Park' is an orange sign?
Teacher: Yes, that's right.
Boy: OK. Wow! It is a cool park now it has colour.

WRITING PAGE 12

1 sock 2 skirt 3 shoe 4 jeans 5 shirt

WRITING PAGE 13

1 basketball 2 hockey 3 football 4 swimming
 5 skateboarding 6 tennis 7 running 8 baseball

WRITING PAGE 14

	House	Food	Toy	Animal
b	bed	banana	ball	bat
c	chair	carrots	car	cat
l	lamp	lemon	lorry	lizard
s	sofa	sausage	skateboard	sheep
t	table	tomato	teddy	tiger

WRITING PAGE 15

c	h	i	l	d	r	e	n
		m	e	n			
			m	i	c	e	
	f	e	e	t			
b	u	s	e	s			
		p	e	o	p	l	e
	w	o	m	e	n		
		t	h	e	s	e	

1 children 2 these 3 mice 4 feet 5 men
 6 women 7 people 8 buses

WRITING PAGE 16

1 (E) Sara 2 C Marco 3 A seven
 4 D swimming 5 B Beach Street

WRITING PAGE 17

blue: Are you ten years old? – Yes, I am.
green: Have you got a dog? – No, I haven't.
red: Can you fly? – No, I can't.
purple: Do you like the beach? – Yes, I do.
yellow: Is your favourite colour red? – Yes, it is.

WRITING PAGE 18

1 four 2 sofa 3 spider 4 bedroom 5 no
 6 boy

Fun boost

(clockwise) lighthouse, houseboat, doll's house /
 doll house / doll's house*, farmhouse

*The most usual version is *doll's house* (UK) or *doll house* (US).

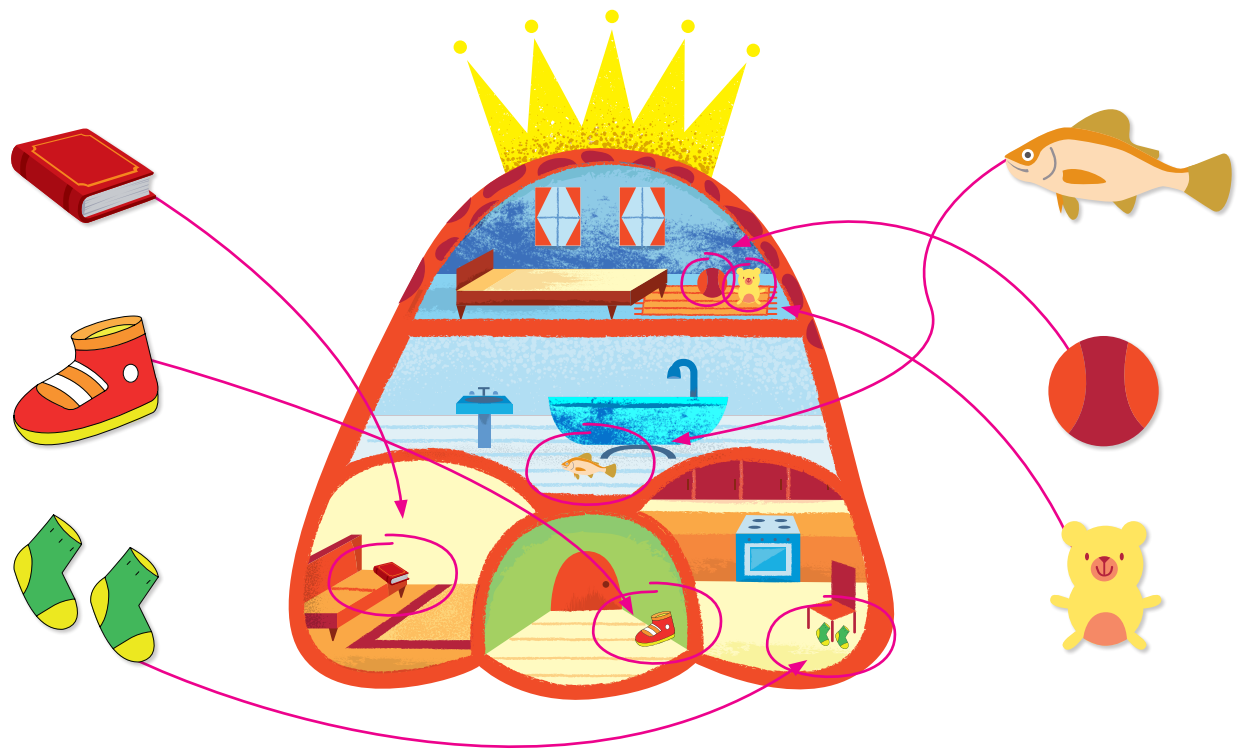
WRITING PAGE 19

1A ducks 1B guitar 1C two
 2A computer / screen / laptop 2B mouse
 2C robot

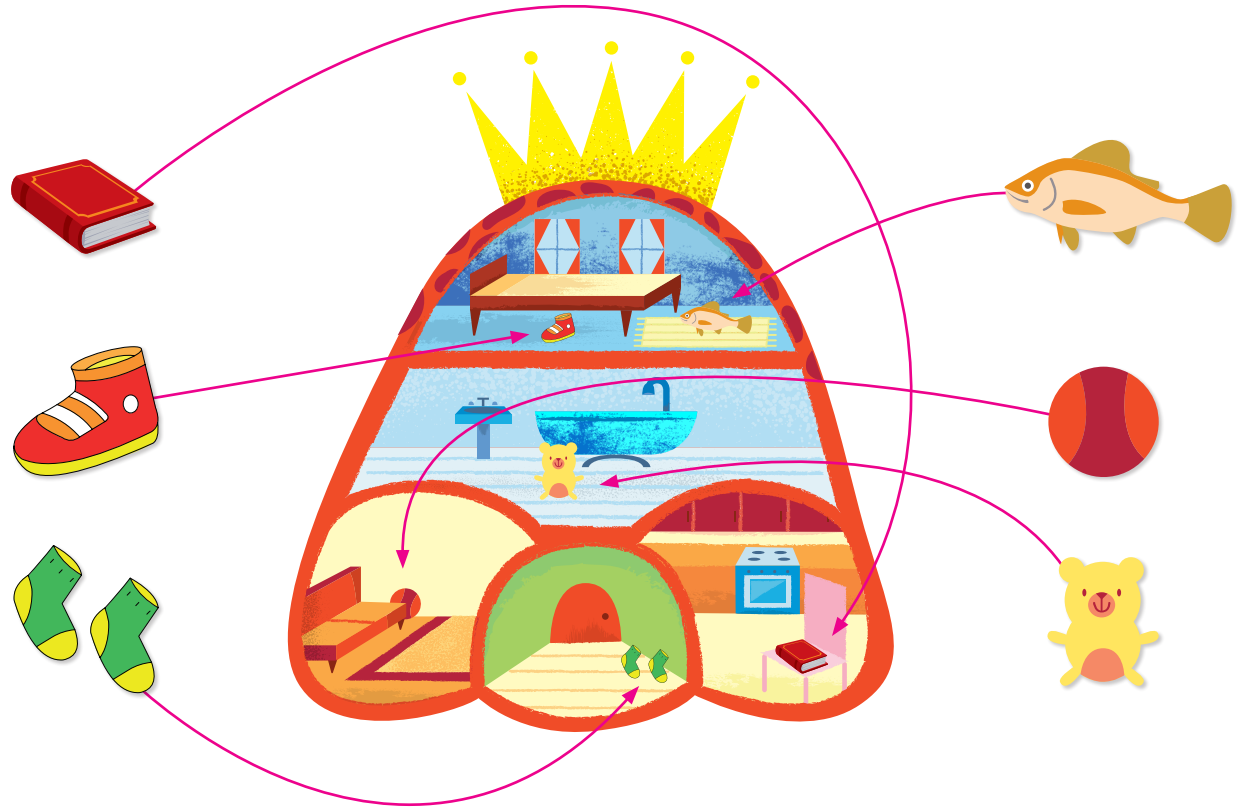
Fun boost

<p>A</p> <p>There is a phone beside the TV.</p> <p>There is a camera on the bookcase.</p> <p>There is a lizard on the picture.</p> <p>There is a lamp on the table.</p> <p>It is 3 o'clock.</p> <p>There is a ball next to the box.</p>	<p>B</p> <p>There is a tablet beside the TV.</p> <p>There are some sunglasses on the bookcase.</p> <p>There is an owl on the picture.</p> <p>There isn't a lamp on the table.</p> <p>It is 9 o'clock.</p> <p>There is a kite next to the box.</p>
--	--

1



2



The shoe is under the bed.
 The book is on the chair.
 The teddy bear is in front of the bath.
 The socks are between the living room and the kitchen / in the hall.
 The fish is on the rug next to the bed.

Track 06

Have you got all the objects? Now listen and draw them.
 Put the ball behind the sofa.
 Put the shoe under the bed, on the floor.
 Put the book on the chair.
 Put the teddy bear in front of the bath.
 Put the socks in the hall, between the living room and the kitchen.
 Put the fish on the rug, next to the bed.
 Well done!

SPEAKING PAGE 21

1

Track 07

Two children are playing a game. Where's the game?
 A girl is painting. Where's the green paint? Point to it.
 Two boys are holding their pictures. Point to a map behind the two boys.
 There is a boy with his grandad. Point to the boat.
 Point to a big window behind a big boat.
 Can you see two rainbows? Point to them.
 Where's the boy wearing a yellow T-shirt?
 There's a boy reading at night. Point to his book.
 Now point to a happy girl.
 That's great! Well done!

- 2 (circled) green paint, map, yellow T-shirt, boat, big window, rainbows, happy girl, (game), book

SPEAKING PAGE 22

- 1 1 guitar 2 helicopter 3 kite
 4 boat / picture / painting
- 2 The cards should be placed as follows:
 the monster on the piano
 the chips under the kite
 the radio next to the boy playing the guitar
 the mouse in front of the girl who is sitting at the desk
 the robot between the boy and the girl who are reading

Track 08

Put the monster on the piano.
 Put the chips under the kite.
 Put the radio next to the boy playing the guitar in the picture.
 Put the mouse in front of the girl sitting at the desk. She is drawing.
 Put the robot between the boy and the girl. They are reading.
 Great! Well done.

SPEAKING PAGE 23

The cards should be placed on the coloured squares as follows:

yellow: robot, jeans **orange:** ball, apple

Track 09

Put the robot in the yellow square and the ball in the orange square.

That's right.

Now answer the questions.

What toys have you got in your bedroom?

Have you got a kite?

What's your favourite animal?

Do you like playing with a ball?

What sports do you play?

Now put the jeans in the yellow square and the apple in the orange square.

That's right.

Now answer the questions.

Do you wear jeans to school?

What are you wearing today?

Do you like apples?

What's your favourite food?

Thank you. Well done!

Fun boost

(7 desks), 4 computers and keyboards, 6 ducks, 3 kites, 6 planes, 3 robots, 2 sheep, 5 ships

Captain Zoom PAGE 25

helmet

Nedda, the space girl PAGE 27

Suggested answers

football, baseball, basketball, volleyball, hockey, tennis, table tennis, rugby

Piper – am I a bat? PAGE 28

Bats are usually seen at night.