

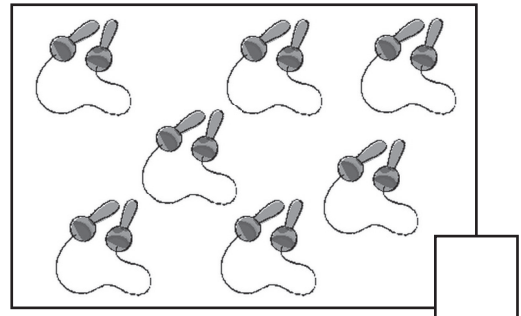
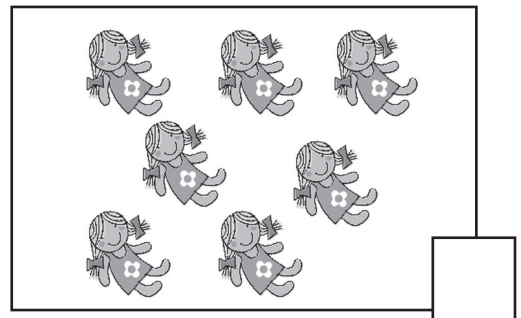
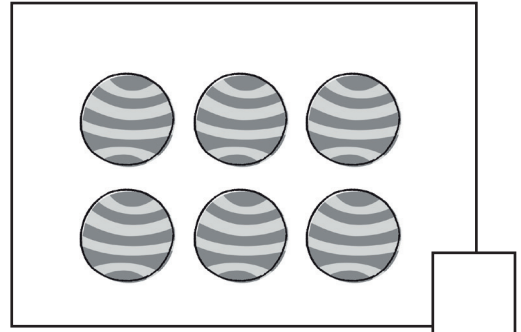

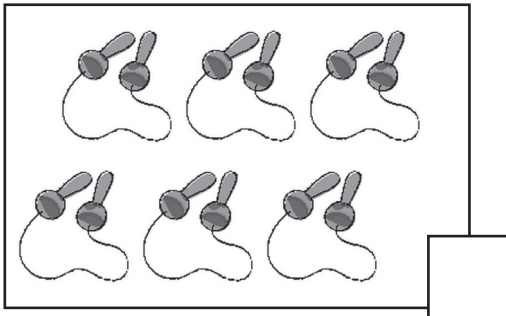

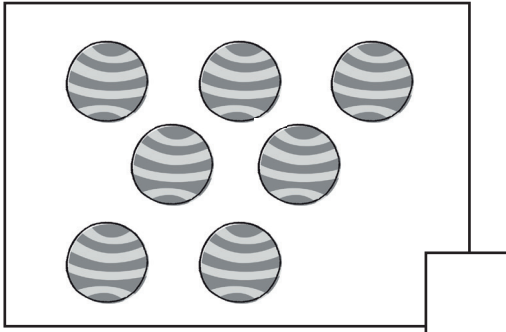


7

Numbers worksheet: 7

► Count and tick the boxes with seven things. Then trace the seven.





Number worksheet 7: Guidelines for parents and guardians

Point to the figure 7 on the worksheet and practise saying the number with your child (Seven). Ask the child to say the names of the different toys. Tell the child that he/she needs to count the toys in each box and tick the box that has seven items each time. Help him/her to count and tick. You can also practise counting the other toys in the groups your child did not tick. Practise forming the figure 7 with your child. He/She can then trace the row of numbers at the bottom of the worksheet, either with his/her finger or with a pencil.