

## WHAT'S WRONG?

**Aim:** Give Ss practice matching descriptions with pictures.

**Preparation:** Make one copy of the worksheet for every S. Have available an audio player and the audio program for the Perspectives on page 36.















**Comment:** Use before the Perspectives on page 36. Use the audio program for the Perspectives.

- Books closed. Give one worksheet to each S.
- Explain the task. Ss will listen to the audio program twice: once to number them in the order they are mentioned and once to check the correct picture in each pair.
- Play the audio program. Ss number the pictures in the order the things are mentioned, using the boxes at the bottom of the pictures. Do not go over the answers at this stage.
- Play the audio program again. Ss check (✓) the correct picture in each pair, using the boxes at the top of the pictures.
- Books open. Ss read the complaints in part A of the Perspectives on page 36 to check their answers.
- Ss move on to part B of the Perspectives.
- **Option:** Enlarge and copy the cards to make flashcards for the Role Play on page 38.

### Answers

- 3 Chipped vase (left picture) is checked.
- 4 Sunglasses with scratched lenses (right picture) are checked.
- 2 Table with damaged top (left picture) is checked.
- 1 Jacket with torn lining (left picture) is checked.
- 5 Pants with stain on leg (left picture) are checked.

# WHAT'S WRONG?

<input type="checkbox"/>  <input type="checkbox"/>	<input type="checkbox"/>  <input type="checkbox"/>	<input type="checkbox"/>  <input type="checkbox"/>	<input type="checkbox"/>  <input type="checkbox"/>		
<input type="checkbox"/>  <input type="checkbox"/>	<input type="checkbox"/>  <input type="checkbox"/>	<input type="checkbox"/>  <input type="checkbox"/>	<input type="checkbox"/>  <input type="checkbox"/>		
<table border="1"> <tbody> <tr> <td data-bbox="509 1352 812 1801"> <input type="checkbox"/>    <input type="checkbox"/> </td> <td data-bbox="812 1352 1112 1801"> <input type="checkbox"/>    <input type="checkbox"/> </td> </tr> </tbody> </table>				<input type="checkbox"/>  <input type="checkbox"/>	<input type="checkbox"/>  <input type="checkbox"/>
<input type="checkbox"/>  <input type="checkbox"/>	<input type="checkbox"/>  <input type="checkbox"/>				