






8

Story worksheet: Oh, what fun!

Cut out, order, and stick.





Story worksheet: Oh, what fun!

Cut out, order, and stick.

1 1	2 2
3 3	4 4
5 5	6 6
7 7	8 8

Unit 8 Story: Guidelines for parents and guardians

Gina: Look at this boat!
 Polly: And this car. Super!

Leo: And this train. Wow! It's fantastic.
 Mike: Yes.
 Mike's mom: I have an idea.

Mike's mom: Come with me.

Gina: Look! I'm sailing a boat!

Mike: Look! I'm flying a plane!

Polly: Look! I'm driving a train!

Leo: Look! I'm driving a bus!

Gina and Leo: We're having fun at the fair!
 Mike: Thank you, Mom!

Cut out the eight pictures on worksheet part 1. Point to the characters. Your child says the names (remind him/her that the other monkey is Mike's mom). Ask your child to name the methods of transportation in the pictures (boat, plane, train, bus). Ask what is happening in the story (the child tries to remember and explain in his/her own language). Read the story script and help the child put the pictures in the correct order. Check with Student's Book pages 68 and 69.

Give the child glue and the second part of the worksheet. He/She sticks the pictures down in order into the blank frames. When he/she has finished, talk about what is happening in the story again (The animals are looking at pictures of transportation in a book. Mike's mom has an idea. The animals look like they are really sailing a boat, flying a plane, driving a train or a bus, but actually they are on a ride at the park. Mike thanks his mom.). Point at the pictures when the animals are on the ride, and help your child repeat the phrases I'm sailing a boat. I'm flying a plane. I'm driving a train/bus. The child can then color the pictures.