




7

Song worksheet: I don't like fries

▶ Listen to the song again. Complete the faces with ☺ or ☹.





Unit 7 Song: Guidelines for parents and guardians

I don't like fries – no, no, no.
 I don't like carrots – no, no, no.
 I don't like sausages – no, no, no.
 No, no, no, no, NO!
 Fries, oh, no! Carrots, oh, no!
 Sausages – no, no, no, no, NO!

I like apples – yes, yes, yes.
 I like cakes – yes, yes, yes.
 I like ice cream – yes, yes, yes.
 Yes, yes, yes, yes, YES!
 Apples, oh, yes! Cakes, oh, yes!
 Ice cream – yes, yes, yes, yes, YES!

Point to each food and say, e.g., I like fries. The child does the same. Point to the face at the end of each row and explain that the child needs to draw a happy face for “like” or a sad face for “don’t like” when they listen to the song. Play the first verse of the song. The child completes the face (by drawing a sad mouth). Play the second verse. The child draws a happy face. Play the whole song again without pausing. The child points to the foods as he/she sings.