

Aims

Practice phrasal verbs and their meanings.

Language focus**Vocabulary**

Separable and inseparable phrasal verbs

Set-up

Group work

Lesson link

For use after Unit 10, Lesson C

Time

20 minutes

Preparation

Duplicate both pages and mount them on construction paper. Cut the cards apart. Make one set of cards for each group of three to four students.

Procedure

1. Tell students they are going to practice separable and inseparable phrasal verbs. Ask them if they remember any phrasal verbs. Elicit a few examples and write them on the board.
2. Put students in groups of three to four and distribute the cards. Each group receives a set of 32 cards: 16 cards with verbs and 16 cards with the particles that go with each verb. Have groups spread the cards face down in random order on a desk.
3. Model the activity. Turn over a pair of cards and show the class. If the cards go together to form a phrasal verb from the units, show the students that it is a match. Then use the phrasal verb in a sentence. For example: *He still doesn't want to talk about losing his job, so don't bring it up.* Set the pair of cards aside.











4. Have groups continue playing the game until all of the cards have been matched. If a student uses the phrasal verb correctly in a sentence, he / she can keep the cards; if not, the cards go back onto the desk. The teacher can confirm if there's any doubt about a sentence being correct or not. **Note:** Some particles can be used with more than one verb. Therefore in these cases, there is more than one possible match among the cards. Some students may make correct matches that are not in the Student Book. Accept these matches as well if students can use them correctly.
5. As students are working, walk around to monitor the activity and help as needed. Make sure students are making sentences using the phrasal verbs. Make note of any errors or problems to review later.
6. When groups are finished, have them count the pairs of cards they matched. The student in each group with the most cards is the winner.










Answer Key**Correct matches from Student's Book 3****(S = separable, I = inseparable):**

bring up - S	count on - I
do over - S	drop by - I
get together - I	get along - I
give away - S	give back - S
grow up - I	pay back - S
point out - S	put off - S
run into - I	talk over - S
try out - S	turn down - S

Some other possible matches:

get + any of the particles	give up, out
pay off, up,	put on, back, away
run out, off, away	talk back
try on	turn off, on, up

					
	bring	count	do	drop	
	get	get	give	give	
	grow	pay	point	put	
	run	talk	try	turn	
					

					
	up	on	over	by	
	along	together	away	back	
	up	back	out	off	
	into	over	out	down	
