




6

Story worksheet: The present

Cut out, order, and stick.



6

Story worksheet: The present

Cut out, order, and stick.

| | |
|-------------------|-------------------|
| <p>1</p> <p>1</p> | <p>2</p> <p>2</p> |
| <p>3</p> <p>3</p> | <p>4</p> <p>4</p> |



Unit 6 Story: Guidelines for parents and guardians

Leo: Look at the elephant!

Gina: Let's pick up the trash.

Polly, Leo and Mike: Good idea!

Leo: Let's follow the elephant!

Leo: Look!

All: Oh!

All: Here you are!

Baby elephant: Oh! ... Thank you.

Baby elephant: Oh, no! I'm sorry.

All: It's OK!

Cut out the five pictures on worksheet part 1. Point to the characters. Your child says the names (encourage him/her to say elephant, too). Ask what is happening in the story (the child tries to remember and explain in his/her own language). Read the story script and help the child put the pictures in the correct order. Check with Student's Book pages 52 and 53.

Give the child glue and the second part of the worksheet. He/She sticks the pictures down in order into the blank frames. When he/she has finished, talk about what is happening in the story again (The animals see a baby elephant throwing trash on the ground at the park. They pick it up and wrap it up as if it was a present. The elephant unwraps the "present," then says "I'm sorry!"). Practice the phrase I'm sorry. The child can then color the pictures.