
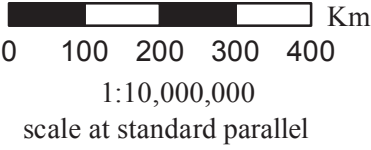



Mars Chart: 29 Eridania

From *The Atlas of Mars: Mapping Its Geography and Geology*
Cambridge University Press, ISBN 9781107036291, 2019



Projection: Lambert Conformal Conic
Datum: Mars 2000 Sphere
Central Meridian: 150.0000
Standard Parallel 1: -36.1516
Standard Parallel 2: -59.4669

