

Answers to Exercises

Specimen answers are given to all the exercises. In some cases they do not necessarily represent the best technique for solving a problem but merely one which uses the material introduced at that point in the discussion.

Answers 2

Exercise 2.2

```
1 package Simple_Maths is
  function Sqrt(F: Float) return Float;
  function Log(F: Float) return Float;
  function Ln(F: Float) return Float;
  function Exp(F: Float) return Float;
  function Sin(F: Float) return Float;
  function Cos(F: Float) return Float;
end Simple_Maths;
```

The first few lines of the program Print_Roots could now become

```
with Simple_Maths, Simple_IO;
procedure Print_Roots is
  use Simple_Maths, Simple_IO;
```

Exercise 2.4

```
1 for I in 0 .. N loop
  Pascal(I) := Next(I);
end loop;

2 for N in 0 .. 10 loop
  Pascal2(N, 0) := 1;
  for I in 1 .. N-1 loop
    Pascal2(N, I) := Pascal2(N-1, I-1) +
                    Pascal2(N-1, I);
  end loop;
  Pascal2(N, N) := 1;
end loop;

3 type Month_Name is (Jan, Feb, Mar, Apr, May,
  Jun, Jul, Aug, Sep, Oct, Nov, Dec);
```

```
type Date is
  record
    Day: Integer;
    Month: Month_Name;
    Year: Integer;
  end record;

Today: Date;
...
Today := (24, May, 1819);
```

Answers 3

Exercise 3.1

```
1 package Buffer_System is           -- visible part
  type Buffer is private;
  Buffer_Error: exception;
  procedure Load(B: in out Buffer; S: in String);
  procedure Get(B: in out Buffer;
    C: out Character);
  function Is_Empty(B: Buffer) return Boolean;
private                               -- private part
  Max: constant Integer := 80;
  type Buffer is
    record
      Data: String(1 .. Max);
      Start: Integer := 1;
      Finish: Integer := 0;
    end record;
  end Buffer_System;

package body Buffer_System is
  procedure Load(B: in out Buffer; S: in String) is
  begin
    if S'Length > Max or B.Start <= B.Finish then
```

2 Answers to exercises

```

    raise Buffer_Error;
end if;
B.Start := 1;
B.Finish := S'Length;
B.Data(B.Start .. B.Finish) := S;
end Load;
procedure Get(B: in out Buffer;
              C: out Character) is
begin
    if B.Start > B.Finish then
        raise Buffer_Error;
    end if;
    C := B.Data(B.Start);
    B.Start := B.Start + 1;
end Get;

function Is_Empty(B: Buffer) return Boolean is
begin
    return B.Start > B.Finish;
end Is_Empty;
end Buffer_System;

```

The parameter Buffer of Load now has to be **in out** because the original value is read. Also, we could replace the test in Get by

```

    if Is_Empty(B) then

```

Exercise 3.2

```

1 package Objects is
    type Object is tagged
        record
            X_Coord: Float;
            Y_Coord: Float;
        end record;

    function Distance(O: Object) return Float;
    function Area(O: Object) return Float;
end Objects;

package body Objects is
    function Distance(O: Object) return Float is
        begin
            return Sqrt(O.X_Coord**2 + O.Y_Coord**2);
        end Distance;

    function Area(O: Object) return Float is
        begin
            return 0.0;
        end Area;
end Objects;

with Objects; use Objects;
package Shapes is
    type Circle is new Object with
        record
            Radius: Float;
        end record;

```

```

function Area(C: Circle) return Float;
type Point is new Object with null record;
type Triangle is new Object with
    record
        A, B, C: Float;
    end record;

function Area(T: Triangle) return Float;
end Shapes;

package body Shapes is
    function Area(C: Circle) return Float is
        begin
            return  $\pi$  * C.Radius**2;
        end Area;

    function Area(T: Triangle) return Float is
        S: constant Float := 0.5 * (T.A + T.B + T.C);
        begin
            return Sqrt(S * (S - T.A) * (S - T.B) * (S - T.C));
        end Area;
end Shapes;

```

Note that we can put the use clause for Objects immediately after the with clause.

Exercise 3.3

```

1 procedure Add_To_List(The_List: in out List;
                     Obj_Ptr: in Pointer) is
    Local: List := new Cell;
begin
    Local.Next := The_List;
    Local.Element := Obj_Ptr;
    The_List := Local;
end Add_To_List;

    or more briefly using a form of allocation with
    initial values

procedure Add_To_List(The_List: in out List;
                     Obj_Ptr: in Pointer) is
begin
    The_List := new Cell'(The_List, Obj_Ptr);
end Add_To_List;

2 package body Objects is
    function Distance(O: Object) return Float is
        begin
            return Sqrt(O.X_Coord**2 + O.Y_Coord**2);
        end Distance;
end Objects;

3 We have to add the function Area for the type
Point.

4 We cannot declare the function Moment for the
abstract type Object because it contains a call of
the abstract function Area.

```

```
5 function MO(OC: Object'Class) return Float is
begin
  return MI(OC) + Area(OC) * Distance(OC)**2;
end MO;
```

Answers 4

Exercise 4.2

1 The default field is 6 for a 16-bit type Integer and 11 for a 32-bit type Integer so

```
Put(123);      -- "sss123" and "sssssss123"
Put(-123);    -- "ss-123" and "sssssss-123"
```

Exercise 4.4

```
1 with Ada.Text_IO, Etc;
use Ada.Text_IO, Etc;
procedure Table_Of_Square_Roots is
  use My_Float_IO, My_Elementary_Functions;
  Last_N: Integer;
  Tab: Count;
begin
  Tab := 10;
  Put("What is the largest value please? ");
  Get(Last_N);
  New_Line(2);
  Put("Number"); Set_Col(Tab);
  Put("Square root");
  New_Line(2);
  for N in 1 .. Last_N loop
    Put(N, 4); Set_Col(Tab);
    Put(Sqrt(My_Float(N)), 3, 6, 0);
    New_Line;
  end loop;
end Table_Of_Square_Roots;

2 with Ada.Text_IO;
package My_Numerics.My_Float_IO is
  new Ada.Text_IO.Float_IO(My_Float);

with Ada.Text_IO;
package My_Numerics.My_Integer_IO is
  new Ada.Text_IO.Integer_IO(My_Integer);

with Ada.Numerics.Generic_Elementary_Functions;
package My_Numerics.My_Elementary_Functions is
  new Ada.Numerics.
    Generic_Elementary_Functions(My_Float);

3 package Objects is ...

with Ada.Numerics.Elementary_Functions;
use Ada.Numerics.Elementary_Functions;
package body Objects is ...

with Objects; use Objects;
package Shapes is ...
```

```
with Ada.Numerics.Elementary_Functions;
use Ada.Numerics.Elementary_Functions;
package body Shapes is ...

with Shapes; use Shapes;
with Ada.Text_IO, Ada.Float_Text_IO;
use Ada.Text_IO, Ada.Float_Text_IO;
procedure Area_Of_Triangle is
  T: Triangle;
begin
  Get(T.A); Get(T.B); Get(T.C);
  Put(Area(T));
end Area_Of_Triangle;
```

We should really check that the sides do form a triangle, if they do not then the call of Sqrt in Area will have a negative parameter and so raise Ada.Numerics.Argument_Error. See Program 1.

```
4 with Ada.Text_IO, Ada.Integer_Text_IO;
use Ada.Text_IO, Ada.Integer_Text_IO;
with Ada.Numerics.Discrete_Random;
procedure Sundays is
  type Day is (Mon, Tue, Wed, Thu, Fri, Sat, Sun);
  package Random_Day is
    new Ada.Numerics.Discrete_Random(Day);
  use Random_Day;
  G: Generator;
  D: Day;
  Number_Of_Sundays: Integer;
begin
  Number_Of_Sundays := 0;
  for I in 1 .. 100 loop
    D := Random(G);
    if D = Sun then
      Number_Of_Sundays :=
        Number_Of_Sundays + 1;
    end if;
  end loop;
  Put("Percentage of Sundays in selection was ");
  Put(Number_Of_Sundays);
  New_Line;
end Sundays;
```

```
5 with Ada.Text_IO, Ada.Integer_Text_IO;
use Ada.Text_IO, Ada.Integer_Text_IO;
procedure Triangle is
  Size: Integer;
begin
  Put("Size of triangle please: "); Get(Size);
  declare
    Pascal: array (0 .. Size) of Integer;
    Tab: Count; -- indentation at start of row
  begin
    Tab := Count(2*Size + 1);
    Pascal(0) := 1;
    for N in 1 .. Size loop
```

4 Answers to exercises

```

Pascal(N) := 1;
for I in reverse 1 .. N-1 loop
  Pascal(I) := Pascal(I-1) + Pascal(I);
end loop;
Tab := Tab - 2;
New_Line(2); Set_Col(Tab);
for I in 0 .. N loop
  Put(Pascal(I), 4);
end loop;
end loop;
New_Line(2);
if 2*Size > 8 then
  Set_Col(Count(2*Size - 8));
end if;
Put("The Triangle of Pascal");
New_Line(2);
end;
end Triangle;

```

It is instructive to consider how this should be written to accommodate larger values of Size in a flexible manner and so avoid the confusing repetition of the literal 2. A variable `Half_Field` might be declared with the value 2 in the above but would need to be 3 for values of Size up to 19 which will go off the screen anyway. Care is needed with variables of type `Count` which are not allowed to take negative values.

Answers 5

Exercise 5.3

- 1 The following are not legal identifiers
- (b) contains &
 - (c) contains hyphens not underlines
 - (e) adjacent underlines
 - (f) does not start with a letter
 - (g) trailing underline
 - (h) this is two legal identifiers
 - (i) this is legal – but it is a reserved word and not an identifier

Note that (a) is of course a legal identifier but it would be unwise to declare our own variable called *Ada* because it would conflict with the predefined package of that name.

Exercise 5.4

- 1
- (a) legal – real
 - (b) illegal – no digit before point
 - (c) legal – integer
 - (d) illegal – integer with negative exponent
 - (e) illegal – closing # missing
 - (f) legal – real
 - (g) illegal – C not a digit of base 12

- (h) illegal – no number before exponent
- (i) legal – integer – case of letter immaterial
- (j) legal – integer
- (k) illegal – underline at start of exponent
- (l) illegal – integer with negative exponent

- 2
- (a) $224 = 14 \times 16$
 - (b) $6144 = 3 \times 2^{11}$
 - (c) 4095.0
 - (d) 4095.0
- 3
- (a) 32 ways
41, 2#101001#, 3#1112#, ... 10#41#, ... 16#29#, 41E0, 2#101001#E0, ... 16#29#E0
 - (b) 40 ways. As for example (a) plus, since 150 is not prime but $2 \times 3 \times 5^2 = 150$, also
2#1001011#E1, 3#1212#E1, 5#110#E1, 5#11#E2, 6#41#E1, 10#15#E1, 15#A#E1, 15E1

Answers 6

Exercise 6.1

- 1 F: Float := 1.0;
- 2 Zero: **constant** Float := 0.0;
One: **constant** Float := 1.0;
- but it might be better to write real number declarations
- Zero: **constant** := 0.0;
One: **constant** := 1.0;
- 3
- (a) **var** is illegal – this is Ada not Pascal
 - (b) terminating semicolon is missing
 - (c) a constant declaration must have an initial value
 - (d) no multiple assignment in Ada
 - (e) nothing – assuming M and N are of integer type
 - (f) 2Pi is not a legal identifier

Exercise 6.2

- 1 There are four errors
- (1) no semicolon after declaration of J, K
 - (2) K used before a value is assigned to it
 - (3) = instead of := in declaration of P
 - (4) Q not declared and initialized

6.4

Exercise 6.4

- 1 It is assumed that the values of all variables originally satisfy their constraints.
- the ranges of I and J are identical so no checks are required and consequently Constraint_Error cannot be raised,
 - the range of J is a subset of that of K and again Constraint_Error cannot be raised,
 - in this case a check is required since if $K > 10$ it cannot be assigned to J in which case Constraint_Error will be raised.

Exercise 6.5

- 1 (a) -105 (e) -3
 (b) -3 (f) illegal
 (c) 0 (g) -1
 (d) -3 (h) 2
- 2 All variables are of type Float
- $M * R ** 2$
 - $B ** 2 - 4.0 * A * C$
 - $(4.0 / 3.0) * \pi * R ** 3$
 -- parentheses not necessary
 - $(P * \pi * A ** 4) / (8.0 * L * \eta)$
 -- parentheses are necessary

Exercise 6.6

- 1 (a) Sat
 (b) Sat note that Succ applies to base type
 (c) 2
- 2 (a) **type** Rainbow **is** (Red, Orange, Yellow, Green, Blue, Indigo, Violet);
 (b) **type** Fruit **is** (Apple, Banana, Orange, Pear);
- 3 Groom'Val((N-1) mod 8)
 or perhaps better
 Groom'Val((N-1) mod (Groom'Pos(Groom'Last) + 1))
- 4 $D := \text{Day'Val}((\text{Day'Pos}(D) + N - 1) \bmod 7);$
- 5 If X and Y are both overloaded literals then $X < Y$ will be ambiguous. We would have to use qualification such as $T'(X) < T'(Y)$.

Exercise 6.7

- 1 T: **constant** Boolean := True;
 F: **constant** Boolean := False;

Answers to exercises

5

- 2 The values are True and False, not T or F which are the names of constants.

- | | |
|-----------|-----------|
| (a) False | (d) True |
| (b) True | (e) False |
| (c) True | |

- 3 The expression is always True. The predefined operators **xor** and **/=** operating on Boolean values are the same. But see the note at the end of Section 11.3.

Exercise 6.8

- 1 (a) False (b) Sat

Exercise 6.9

- 1 All variables are of type Float except for N in example (c) which is Integer.
- $2.0 * \pi * \text{Sqrt}(L/G)$
 - $M_0 / \text{Sqrt}(1.0 - (V/C) ** 2)$
 - $\text{Sqrt}(2.0 * \pi * \text{Float}(N)) * (\text{Float}(N)/E) ** N$
- 2 $\text{Sqrt}(2.0 * \pi * X) * \text{Exp}(X * \text{Ln}(X) - X)$

Answers 7

Exercise 7.1

- 1 **declare**
 End_Of_Month: Integer;
begin
 if Month = Sep **or** Month = Apr
 or Month = Jun **or** Month = Nov **then**
 End_Of_Month := 30;
elsif Month = Feb **then**
 if (Year mod 4 = 0 **and** Year mod 100 /= 0)
 or Year mod 400 = 0 **then**
 End_Of_Month := 29;
 else
 End_Of_Month := 28;
 end if;
else
 End_Of_Month := 31;
end if;
if Day /= End_Of_Month **then**
 Day := Day + 1;
else
 Day := 1;
 if Month /= Dec **then**
 Month := Month_Name'Succ(Month);
 else
 Month := Jan;
 Year := Year + 1;
 end if;

6 Answers to exercises

```
end if;
end;
```

If today is 31 Dec 2399 then Constraint_Error will be raised on attempting to assign 2400 to Year.

```
2 if X < Y then
  declare
    T: Float := X;
  begin
    X := Y; Y := T;
  end;
end if;
```

Exercise 7.2

```
1 declare
  End_Of_Month: Integer;
begin
  case Month is
    when Sep | Apr | Jun | Nov =>
      End_Of_Month := 30;
    when Feb =>
      if (Year mod 4 = 0 and Year mod 100 /= 0)
        or Year mod 400 = 0 then
        End_Of_Month := 29;
      else
        End_Of_Month := 28;
      end if;
    when others =>
      End_Of_Month := 31;
  end case;
  -- then as before
  ...
end;
```

```
2 subtype Winter is Month_Name range Jan .. Mar;
  subtype Spring is Month_Name range Apr .. Jun;
  subtype Summer is Month_Name range Jul .. Sep;
  subtype Autumn is Month_Name range Oct .. Dec;
  ...
case M is
  when Winter => Dig;
  when Spring => Sow;
  when Summer => Tend;
  when Autumn => Harvest;
end case;
```

Note that if we wished to consider winter as December to February then we could not declare a suitable subtype.

```
3 case D is
  when 1 .. 10 => Gorge;
  when 11 .. 20 => Subsist;
  when others => Starve;
end case;
```

We cannot write 21 .. End_Of_Month because it is not a static range. In fact **others** covers all values of type Integer because although D is constrained, nevertheless the constraints are not static.

Exercise 7.3

```
1 declare
  Sum: Integer := 0;
  I: Integer;
begin
  loop
    Get(I);
    exit when I < 0;
    Sum := Sum + I;
  end loop;
end;

2 declare
  Copy: Integer := N;
  Count: Integer := 0;
begin
  while Copy mod 2 = 0 loop
    Copy := Copy / 2;
    Count := Count + 1;
  end loop;
  ...
end;

3 declare
  G: Float := -Ln(Float(N));
begin
  for P in 1 .. N loop
    G := G + 1.0/Float(P);
  end loop;
  ...
end;
```

We assume that Ln is the function for natural logarithm.

Answers 8

Exercise 8.1

```
1 declare
  F: array (0 .. N) of Integer;
begin
  F(0) := 0; F(1) := 1;
  for I in 2 .. F'Last loop
    F(I) := F(I-1) + F(I-2);
  end loop;
  ...
end;
```

8.1

Answers to exercises

7

```

2 declare
  Max_I: Integer := A'First(1);
  Max_J: Integer := A'First(2);
  Max: Float := A(Max_I, Max_J);
begin
  for I in A'Range(1) loop
    for J in A'Range(2) loop
      if A(I, J) > Max then
        Max := A(I, J);
        Max_I := I; Max_J := J;
      end if;
    end loop;
  end loop;
  -- Max_I, Max_J now contain the result
end;

3 declare
  Days_In_Month: array (Month_Name) of Integer
    := (31, 28, 31, 30, 31, 30, 31, 31, 30, 31, 30, 31);
  End_Of_Month: Integer;
begin
  if (Year mod 4 = 0 and Year mod 100 /= 0)
    or Year mod 400 = 0 then
    Days_In_Month(Feb) := 29;
  end if;
  End_Of_Month := Days_In_Month(Month);
  ... -- then as Exercise 7.1(1)
end;

4 Yesterday: constant array (Day) of Day :=
  (Sun, Mon, Tue, Wed, Thu, Fri, Sat);

5 Bor: constant array (Boolean, Boolean) of Boolean
  := ((False, True), (True, True));

6 Unit: constant array (1 .. 3, 1 .. 3) of Float :=
  ((1.0, 0.0, 0.0),
  (0.0, 1.0, 0.0),
  (0.0, 0.0, 1.0));

```

Exercise 8.2

```

1 type Bbb is array (Boolean, Boolean) of Boolean;

2 type Ring5_Table is array (Ring5, Ring5) of Ring5;
Add: constant Ring5_Table :=
  ((0, 1, 2, 3, 4),
  (1, 2, 3, 4, 0),
  (2, 3, 4, 0, 1),
  (3, 4, 0, 1, 2),
  (4, 0, 1, 2, 3));

```

```

Mult: constant Ring5_Table :=
  ((0, 0, 0, 0, 0),
  (0, 1, 2, 3, 4),
  (0, 2, 4, 1, 3),
  (0, 3, 1, 4, 2),
  (0, 4, 3, 2, 1));

```

```

A, B, C, D: Ring5;
...
D := Mult(Add(A, B), C);

```

Exercise 8.3

```

1 Days_In_Month: array (Month_Name) of Integer :=
  (Sep | Apr | Jun | Nov => 30,
  Feb => 28,
  others => 31);

2 Zero: constant Matrix := (1 .. N => (1 .. N => 0.0));

3 This cannot be done with the material at our
  disposal at the moment. See Exercise 9.1(6).

4 type Molecule is (Methanol, Ethanol, Propanol,
  Butanol);
type Atom is (H, C, O);
Alcohol:
  constant array (Molecule, Atom) of Integer :=
  (Methanol => (H => 4, C => 1, O => 1),
  Ethanol => ( 6, 2, 1),
  Propanol => ( 8, 3, 1),
  Butanol => ( 10, 4, 1));

```

Note the danger in the above. We have used named notation in the first inner aggregate to act as a sort of heading but omitted it in the others to avoid clutter. However, if we had written H, C and O in other than positional order then it would have been very confusing because the positional aggregates would not have had the meaning suggested by the heading.

Exercise 8.4

```

1 Roman_To_Integer:
  constant array (Roman_Digit) of Integer :=
  (1, 5, 10, 50, 100, 500, 1000);

2 declare
  V: Integer := 0;
begin
  for I in R'Range loop
    if I /= R'Last and then
      Roman_To_Integer(R(I)) <
        Roman_To_Integer(R(I+1)) then
      V := V - Roman_To_Integer(R(I));
    else

```

8 Answers to exercises

```

    V := V + Roman_To_Integer(R(I));
  end if;
end loop;
...
end;

```

Note the use of **and then** to avoid attempting to access $R(I+1)$ when $I = R\text{'Last}$.

Exercise 8.5

- 1 AOA(1 .. 2) := (AOA(2), AOA(1));
- 2 Farmyard: String_3_Array := ("pig", "cat", "dog",
"cow", "rat", "hen");
...
Farmyard(4)(1) := 's';

- 3 if R'Last >= 2 and then
R(R'Last-1 .. R'Last) = "IV" then
R(R'Last-1 .. R'Last) := "VI";
end if;

Exercise 8.6

- 1 White, Blue, Yellow, Green, Red, Purple, Orange,
Black
- 2 (a) Black (c) Red
(b) Green
- 3 not (True xor True) = True
not (True xor False) = False
The result follows.
- 4 An aggregate of length one must be named.
- 5 "123", "ABC", "Abc", "aBc", "abC", "abc"
- 6 (a) 1 (c) 5
(b) 5

Note that the lower bound of the result of & may depend upon the order of the operands; the same applies to **and**, **or** and **xor**.

- 7 (a) 1 .. 10 (c) 6 .. 15
(b) 1 .. 10 (d) 0 .. 9

Exercise 8.7

- 1 C1, C2, C3: Complex;
(a) C3 := (C1.RI+C2.RI, C1.Im+C2.Im);
(b) C3 := (C1.RI*C2.RI - C1.Im*C2.Im,
C1.RI*C2.Im + C1.Im*C2.RI);

- 2 declare
Index: Integer;
begin
for S in PeopleRange loop
if People(S).Birth.Year >= 1980 then
Index := S;
exit;
end if;
end loop;
-- we assume that there is such a student
end;

Answers 9

Exercise 9.1

- 1 B := N in 3 | 5 | 7 | 11 | 13 | 17 | 19;
- 2 Letter in 'a' .. 'e' | 'A' .. 'E' | 'v' .. 'z' | 'V' .. 'Z'

Exercise 9.2

- 1 Days_In_Month := (if M in Sep | Apr | Jun | Nov
then 30 elsif M = Feb then (if Year mod 4 = 0
then 29 else 28) else 31);

Exercise 9.3

- 1 L := (case Today is
when Monday | Friday | Sunday => 6
when Tuesday => 7
when Thursday | Saturday => 8
when Wednesday => 9);
- 2 Pension := Integer(
(if Age in 50 .. 69 then 50.0
elsif Age in 70 .. 79 then 60.0
elsif Age in 80.. 100 then 70.0
else 0.0)
*
(if Gender = Female then 0.9 else 1.0)
*
(if Disabled then 1.05 else 1.0)
+
(if Age = 100 then 100.0 else 0.0));

It probably better to use a case expression for the first part thus

```

(case Age is
when 50 .. 69 => 50.0
when 70 .. 79 => 60.0
when 80 .. 100 => 70.0
when others => 0.0)

```

assuming that Age is a static subtype of Integer.

Exercise 9.4

- 1 (for all K in A'First .. A'Last - 1 =>
A(K) <= A(K+1))

This assumes that the index type of the array is an integer type. In the general case we have to use T'Pred and T'Succ where T is the type of the index thus

- (for all K in A'First .. T'Pred(A'Last) =>
A(K) <= A(T'Succ(K)))

Answers 10*Exercise 10.1*

- 1 **function** Even(X: Integer) **return** Boolean **is**
begin
 return X mod 2 = 0;
end Even;
- 2 **function** Factorial(N: Natural) **return** Positive **is**
begin
 if N = 0 **then**
 return 1;
 else
 return N * Factorial(N-1);
 end if;
end Factorial;
- 3 **function** Outer(A, B: Vector) **return** Matrix **is**
 C: Matrix(A'Range, B'Range);
begin
 for I in A'Range **loop**
 for J in B'Range **loop**
 C(I, J) := A(I) * B(J);
 end loop;
 end loop;
 return C;
end Outer;
- 4 **type** Primary_Array **is**
 array (Integer **range** <>) **of** Primary;
function Make_Colour(P: Primary_Array)
 return Colour **is**
 C: Colour := (F, F, F);
begin
 for I in P'Range **loop**
 C(P(I)) := T;
 end loop;
 return C;
end Make_Colour;

Note that multiple values are allowed so that
Make_Colour((R, R, R)) = Red.

- 5 **function** Inner(A, B: Vector) **return** Float **is**
begin
 if A'Length /= B'Length **then**
 raise Constraint_Error;
 end if;
 return Result: Float := 0.0 **do**
 for I in A'Range **loop**
 Result := Result + A(I) * B(I+B'First-A'First);
 end loop;
 end return;
end Inner;

- 6 **function** Make_Unit(N: Natural) **return** Matrix **is**
begin
 return M: Matrix(1 .. N, 1 .. N) **do**
 for I in 1 .. N **loop**
 for J in 1 .. N **loop**
 if I = J **then**
 M(I, J) := 1.0;
 else
 M(I, J) := 0.0;
 end if;
 end loop;
 end loop;
 end return;
end Make_Unit;

We can then declare

Unit: **constant** Matrix := Make_Unit(N);

- 7 **function** GCD(X, Y: Natural) **return** Natural **is**
begin
 if Y = 0 **then**
 return X;
 else
 return GCD(Y, X mod Y);
 end if;
end GCD;
or
function GCD(X, Y: Natural) **return** Natural **is**
 XX: Integer := X;
 YY: Integer := Y;
 ZZ: Integer;
begin
 while YY /= 0 **loop**
 ZZ := XX mod YY; XX := YY; YY := ZZ;
 end loop;
 return XX;
end GCD;

Note that X and Y have to be copied because the formal parameters behave as constants.

10 Answers to exercises

Exercise 10.2

- 1 **function** "<" (X, Y: Roman_Number) **return** Boolean **is**
 function Value(R: Roman_Number) **return** Integer **is**
 V: Integer := 0;
 begin
 ... -- then loop as in Exercise 8.4(2)
 return V;
 end Value;
 begin
 return Value(X) < Value(Y);
 end "<";
- 2 **function** "+" (X, Y: Complex) **return** Complex **is**
 begin
 return (X.RI + Y.RI, X.Im + Y.Im);
 end "+";
 function "*" (X, Y: Complex) **return** Complex **is**
 begin
 return (X.RI*Y.RI - X.Im*Y.Im,
 X.RI*Y.Im + X.Im*Y.RI);
 end "*";
- 3 **function** "<" (P: Primary; C: Colour) **return** Boolean **is**
 begin
 return C(P);
 end "<";
- 4 **function** "<=" (X, Y: Colour) **return** Boolean **is**
 begin
 return (X and Y) = X;
 end "<=";
- 5 **function** "<" (X, Y: Date) **return** Boolean **is**
 begin
 if X.Year /= Y.Year **then**
 return X.Year < Y.Year;
 elsif X.Month /= Y.Month **then**
 return X.Month < Y.Month;
 else
 return X.Day < Y.Day;
 end if;
 end "<";

Exercise 10.3

- 1 **procedure** Swap(X, Y: **in out** Float) **is**
 T: Float;
 begin
 T := X; X := Y; Y := T;
 end Swap;

- 2 **procedure** Rev(A: **in out** Vector) **is**
 R: Vector(A'Range);
 begin
 for I **in** A'Range **loop**
 R(I) := A(A'First + A'Last - I);
 end loop;
 A := R;
 end Rev;

We might then write

```
Rev(Vector(R));
```

If we had two parameters and built the result directly in the out parameter thus

- ```
procedure Rev(A: in Vector; R: out Vector) is
begin
 for I in A'Range loop
 R(I) := A(A'First + A'Last - I);
 end loop;
end Rev;
```

then a call with both parameters denoting the same array would result in a mess if passed by reference because the result would overwrite the data. Both parameters denote the same object and are said to be aliased. This is a bounded error.

- 3 The fragment has a bounded error because the outcome depends upon whether the parameter is passed by copy or by reference. If by copy then A(1) ends up as 2.0; if by reference then A(1) ends up as 4.0. There is aliasing because A and V both refer to the same object.

### Exercise 10.4

- 1 **function** Add(X: Integer; Y: Integer := 1) **return** Integer **is**  
     **begin**  
         **return** X + Y;  
     **end** Add;

The following 6 calls are equivalent

|                     |                     |
|---------------------|---------------------|
| Add(N)              | Add(N, 1)           |
| Add(X => N, Y => 1) | Add(X => N)         |
| Add(N, Y => 1)      | Add(Y => 1, X => N) |

- 2 **function** Favourite\_Spirit **return** Spirit **is**  
     **begin**  
         **case** Today **is**  
             **when** Mon .. Fri => **return** Gin;  
             **when** Sat | Sun => **return** Vodka;  
         **end case**;  
     **end** Favourite\_Spirit;

...

```

procedure Dry_Martini(Base: Spirit := Favourite_Spirit;
 How: Style := On_The_Rocks;
 Plus: Trimming := Olive);

```

This example illustrates that defaults are evaluated each time they are required and can therefore be changed from time to time. Incidentally, we could just declare the specification of Favourite\_Spirit first and then declare the bodies of both subprograms.

## Answers 11

### Exercise 11.2

- 1 **procedure** Append(First: **in out** Cell\_Ptr;
 Second: **in** Cell\_Ptr) **is**  
   L: Cell\_Ptr := First;  
**begin**  
   **if** First = **null** **then**  
     First := Second;  
   **else**  
     **while** L.Next /= **null** **loop**  
       L := L.Next;  
     **end loop**;  
     L.Next := Second;  
   **end if**;  
**end** Append;
- 2 **function** Size(T: Node\_Ptr) **return** Integer **is**  
**begin**  
   **if** T = **null** **then**  
     **return** 0;  
   **else**  
     **return** Size(T.Left) + Size(T.Right) + 1;  
   **end if**;  
**end** Size;
- 3 **function** Copy(T: Node\_Ptr) **return** Node\_Ptr **is**  
**begin**  
   **if** T = **null** **then**  
     **return null**;  
   **else**  
     **return new** Node'(Copy(T.Left),  
                           Copy(T.Right), T.Value);  
   **end if**;  
**end** Copy;
- 4 **function** "+" (A: A\_String) **return** String **is**  
**begin**  
   **return** A.all;  
**end** "+";  
 and then Put(+Zoo(3)); will output the string  
 "camel".

```

function "&" (X, Y: A_String) return A_String is

begin

 return new String'(X.all & Y.all);

end "&";

```

### Exercise 11.4

- 1 **type** G\_String **is access constant** String;  
**type** G\_String\_Array **is**  
   **array** (Positive **range** <>) **of** G\_String;  
 Aardvark: **aliased constant** String := "aardvark";  
 Baboon: **aliased constant** String := "baboon";  
 ...  
 Zebra: **aliased constant** String := "zebra";  
 Zoo: **constant** G\_String\_Array :=  
       (Aardvark'Access, Baboon'Access, ...,  
       Zebra'Access);
- 2 N: Integer := ... ;  
 M: Integer := ... ;  
 World: **array** (1 .. N, 1 .. M) **of** Cell;  
 Abyss: **constant** Cell := (0, 0, (1 .. 8 => **null**));  
 ...  
 -- offsets of 8 neighbours starting at North  
**type** Offset **is array** (1 .. 8) **of** Integer;  
 H\_Off: Offset := (+0, +1, +1, +1, +0, -1, -1, -1);  
 V\_Off: Offset := (+1, +1, +0, -1, -1, -1, +0, +1);  
 -- now link up the cells  
**for** I **in** 1 .. N **loop**  
   **for** J **in** 1 .. M **loop**  
     -- link to eight neighbours except on boundary  
     **declare**  
       H\_Index, V\_Index: Integer;  
     **begin**  
       **for** N\_Index **in** 1 .. 8 **loop**  
         H\_Index := I + H\_Off(N\_Index);  
         V\_Index := J + V\_Off(N\_Index);  
         **if** H\_Index **in** 1 .. N **and**  
           V\_Index **in** 1 .. M **then**  
             World(I, J).Neighbour\_Count(N\_Index) :=  
             World(H\_Index, V\_Index).  
             Life\_Count'Access;  
         **else**  
           -- edge of world, link to abyss  
           World(I, J).Neighbour\_Count(N\_Index) :=  
           Abyss.Life\_Count'Access;  
         **end if**;  
       **end loop**;  
     **end**;  
   **end loop**;  
**end loop**;

Clearly the repetition of World(I, J) could be eliminated by introducing an access type to the cell itself. Or we could use renaming as

## 12 Answers to exercises

described in Section 13.7. It would be better if we did not have so many occurrences of the literal 8. Indeed, the enthusiastic reader might like to consider how this example might be extended to three or more dimensions. In three dimensions of course the number of neighbours is  $3^3 - 1 = 26$ .

```

3 type Cell;
type Ref_Cell is access constant Cell;
type Ref_Cell_Array is
 array (Integer range <>) of Ref_Cell;
type Cell is
 record
 Life_Count: Integer range 0 .. 1;
 Total_Neighbour_Count: Integer range 0 .. 8;
 Neighbour: Ref_Cell_Array(1 .. 8);
 end record;
...
C.Total_Neighbour_Count := 0;
for I in C.Neighbour'Range loop
 C.Total_Neighbour_Count :=
 C.Total_Neighbour_Count +
 C.Neighbour(I).Life_Count;
end loop;

```

The other changes are that World and Abyss have to be declared as aliased

```

World: array (1 .. N, 1 .. M) of aliased Cell;
Abyss: aliased constant Cell := (0, 0, (1 .. 8 => null));

```

and the expressions assigned to the neighbours omit Life\_Count as in

```

World(I, J).Neighbour(N_Index) := Abyss'Access;

```

### Exercise 11.6

- The conversion to Ref1 is checked dynamically; it passes for the call of P with X1'Access and fails with X2'Access. The conversion to Ref2 is checked statically and passes.
- The conversion to Ref1 is checked dynamically; it passes for X1 and fails for X2 and X3. The conversion to Ref2 is checked dynamically and passes in all cases. The conversion to Ref3 is checked statically and passes.

Note that the case of X3 and Ref2 is where the accessibility is adjusted on the chained call; without this adjustment it would unnecessarily fail. The point is that considering P1 as a whole, since the type A2 is inside, the conversion is always safe. But since the type A2 is outside P2 which actually does the conversion, it has to be checked dynamically; the adjustment ensures that it always passes.

### Exercise 11.7

- The first and last assignments are legal.

### Exercise 11.8

```

1 function G(T: Float) return Float is
 begin
 return Exp(T) * Sin(T);
 end G;
...
Answer: Float := Integrate(G'Access, 0.0, P);

2 function Solve(F: access function (X: Float)
 return Float) return Float;
...
function G(X: Float) return Float is
 begin
 return Exp(X) + X - 7.0;
 end G;
...
Answer := Solve(G'Access);

```

```

3 function Integrate(F: access function (X, Y: Float)
 return Float);
 LX, HX, LY, HY: Float return Float is
 function Outer(X: Float) return Float is
 function Inner(Y: Float) return Float is
 begin
 return F(X, Y);
 end Inner;
 begin
 return Integrate(Inner'Access, LY, HY);
 end Outer;
 begin
 return Integrate(Outer'Access, LX, HX);
 end Integrate;

```

The functions have to be nested so that the inner one can access the parameter X of the outer one.

## Answers 12

### Exercise 12.1

```

1 package Random is
 Modulus: constant := 2**13;
 subtype Small is Integer range 0 .. Modulus;
 procedure Init(Seed: in Small);
 function Next return Small;
end;

package body Random is
 Multiplier: constant := 5**5;
 X: Small;
 procedure Init(Seed: in Small) is
 begin

```

## 12.1

```

 X := Seed;
end Init;

function Next return Small is
begin
 X := X * Multiplier mod Modulus;
 return X;
end Next;
end Random;

2 package Complex_Numbers is
type Complex is
record
 Re, Im: Float := 0.0;
end record;

I: constant Complex := (0.0, 1.0);

function "+" (X: Complex) return Complex;
function "-" (X: Complex) return Complex;
function "+" (X, Y: Complex) return Complex;
function "-" (X, Y: Complex) return Complex;
function "*" (X, Y: Complex) return Complex;
function "/" (X, Y: Complex) return Complex;
end;

package body Complex_Numbers is

function "+" (X: Complex) return Complex is
begin
 return X;
end "+";

function "-" (X: Complex) return Complex is
begin
 return (-X.Re, -X.Im);
end "-";

function "+" (X, Y: Complex) return Complex is
begin
 return (X.Re + Y.Re, X.Im + Y.Im);
end "+";

function "-" (X, Y: Complex) return Complex is
begin
 return (X.Re - Y.Re, X.Im - Y.Im);
end "-";

function "*" (X, Y: Complex) return Complex is
begin
 return (X.Re*Y.Re - X.Im*Y.Im,
 X.Re*Y.Im + X.Im*Y.Re);
end "*";

function "/" (X, Y: Complex) return Complex is
begin
 D: Float := Y.Re**2 + Y.Im**2;
 return ((X.Re*Y.Re + X.Im*Y.Im)/D,
 (X.Im*Y.Re - X.Re*Y.Im)/D);
end "/";

```

## Answers to exercises

13

```
end Complex_Numbers;
```

*Exercise 12.2*

- 1 Inside the package body (or that of a child package, see Section 13.3) we could write
- ```

function "*" (X: Float; Y: Complex) return Complex is
begin
    return (X*Y.Re, X*Y.Im);
end "*";

```
- but outside we could only write
- ```

use Complex_Numbers;

function "*" (X: Float; Y: Complex) return Complex is
begin
 return Cons(X, 0.0) * Y;
end "*";

```
- and similarly with the operands interchanged.
- 2 **declare**
- ```

C, D: Complex_Numbers.Complex;
F: Float;
begin
    C := Complex_Numbers.Cons(1.5, -6.0);
    D := Complex_Numbers."+" (C, Complex_Numbers.I);
    F := Complex_Numbers.Re_Part(D) + 6.0;
    ...
end;

```
- 3 **package** Rational_Numbers **is**
- ```

type Rational is private;

function "+" (X: Rational) return Rational;
function "-" (X: Rational) return Rational;

function "+" (X, Y: Rational) return Rational;
function "-" (X, Y: Rational) return Rational;
function "*" (X, Y: Rational) return Rational;
function "/" (X, Y: Rational) return Rational;

function "/" (X: Integer; Y: Positive) return Rational;
function Numerator(R: Rational) return Integer;
function Denominator(R: Rational) return Positive;

private
type Rational is
record
 Num: Integer := 0; -- numerator
 Den: Positive := 1; -- denominator
end record;
end;

package body Rational_Numbers is

function Normal(R: Rational) return Rational is
-- cancel common factors
G: Positive := GCD(abs R.Num, R.Den);
begin

```

## 14 Answers to exercises

```

 return (R.Num/G, R.Den/G);
end Normal;

function "+" (X: Rational) return Rational is
begin
 return X;
end "+";

function "-" (X: Rational) return Rational is
begin
 return (-X.Num, X.Den);
end "-";

function "*" (X, Y: Rational) return Rational is
begin
 return Normal((X.Num*Y.Den + Y.Num*X.Den,
 X.Den*Y.Den));
end "*";

function "/" (X, Y: Rational) return Rational is
begin
 return Normal((X.Num*Y.Num, X.Den*Y.Den));
end "/";

function "/" (X, Y: Rational) return Rational is
 N: Integer := X.Num*Y.Den;
 D: Integer := X.Den*Y.Num;
begin
 if D < 0 then D := -D; N := -N; end if;
 return Normal((Num => N, Den => D));
end "/";

function "/" (X: Integer; Y: Positive)
 return Rational is
begin
 return Normal((Num => X, Den => Y));
end "/";

function Numerator(R: Rational) return Integer is
begin
 return R.Num;
end Numerator;

function Denominator(R: Rational)
 return Positive is
begin
 return R.Den;
end Denominator;
end Rational_Numbers;

```

- 4 Although the parameter types are both Integer and therefore the same as for predefined integer division, nevertheless the result types are different. The result types are considered in the hiding rules for functions. See Section 10.5.

## Exercise 12.3

```

1 package Metrics is
 type Length is new Float;
 type Area is new Float;
 function "*" (X, Y: Length) return Length
 is abstract;
 function "*" (X, Y: Length) return Area;
 function "*" (X, Y: Area) return Area is abstract;
 function "/" (X, Y: Length) return Length
 is abstract;
 function "/" (X: Area; Y: Length) return Length;
 function "/" (X, Y: Area) return Area is abstract;
 function "*" (X: Length; Y: Integer) return Length
 is abstract;
 function "*" (X: Length; Y: Integer) return Area;
 function "*" (X: Area; Y: Integer) return Area
 is abstract;
end;

package body Metrics is
 function "*" (X, Y: Length) return Area is
begin
 return Area(Float(X) * Float(Y));
end "*";

 function "/" (X: Area; Y: Length) return Length is
begin
 return Length(Float(X) / Float(Y));
end "/";

 function "*" (X: Length; Y: Integer) return Area is
begin
 if Y = 2 then
 return X * X;
 else
 raise Constraint_Error;
 end if;
end "*";
end Metrics;

```

## Exercise 12.4

```

1 package Stacks is
 type Stack is private;
 Empty: constant Stack;
 ...
private
 ...
 Empty: constant Stack := ((1 .. Max => 0), 0);
end;

```

Note that Empty has to be initialized because it is a **constant** despite the fact that Top which is the only component whose value is of interest is default initialized anyway. Another approach is to declare a function Empty. This has the

## 12.4

advantage of being a primitive operation of Stack and so inherited if we derived from Stack.

```
2 function Is_Empty(S: Stack) return Boolean is
begin
 return S.Top = 0;
end Is_Empty;

function Is_Full(S: Stack) return Boolean is
begin
 return S.Top = Max;
end Is_Full;
```

Whereas `Is_Empty` can test for an empty stack it cannot be used to set a stack empty. A constant or function `Empty` plus equality can do both.

```
3 function "=" (S, T: Stack) return Boolean is
begin
 return S.S(1 .. S.Top) = T.S(1 .. T.Top);
end "=";
```

```
4 function "=" (A, B: Stack_Array) return Boolean is
begin
 if A'Length /= B'Length then
 return False;
 end if;
 for I in A'Range loop
 if A(I) /= B(I+B'First-A'First) then
 return False;
 end if;
 end loop;
 return True;
end "=";
```

This uses the redefined `=` (via `/=`) applying to the type `Stack`. This pattern for array equality clearly applies to any type. Beware that we cannot use slice comparison (as in the previous answer) because that would call the function being declared and so recurse infinitely.

Equality and inequality returning Boolean arrays might be

```
type Boolean_Array is
 array (Integer range <>) of Boolean;

function "=" (A, B: Stack_Array)
 return Boolean_Array is
 Result: Boolean_Array(A'Range);
begin
 if A'Length /= B'Length then
 return (A'Range => False);
 end if;
 for I in A'Range loop
 Result(I) := A(I) /= B(I+B'First-A'First);
 end loop;
 return Result;
end "=";
```

## Answers to exercises 15

It might be better to raise `Constraint_Error` in the case of arrays of unequal lengths.

```
function "/=" (A, B: Stack_Array)
 return Boolean_Array is
begin
 return not (A = B);
end "/=";
```

Recall from Section 8.6 that `not` can be applied to all one-dimensional Boolean arrays.

```
5 package Stacks is
 type Stack is private;
 procedure Push(S: in out Stack; X: in Integer);
 procedure Pop(S: in out Stack; X: out Integer);
private
 Max: constant := 100;
 Dummy: constant Integer := 0;
 type Integer_Vector is
 array (Integer range <>) of Integer;
 type Stack is
 record
 S: Integer_Vector(1 .. Max) :=
 (1 .. Max => Dummy);
 Top: Integer range 0 .. Max := 0;
 end record;
end;

package body Stacks is
 procedure Push(S: in out Stack; X: in Integer) is
 begin
 S.Top := S.Top + 1;
 S.S(S.Top) := X;
 end;

 procedure Pop(S: in out Stack; X: out Integer) is
 begin
 X := S.S(S.Top);
 S.S(S.Top) := Dummy;
 S.Top := S.Top - 1;
 end;
end Stacks;
```

Note the use of `Dummy` as a default Integer value for unused components of the stack.

```
6 function "=" (X, Y: Rational) return Boolean is
begin
 return X.Num * Y.Den = X.Den * Y.Num;
end "=";
```

Overflow would soon occur without reduction after each operation; this would not be sensible.

*Exercise 12.5*

1 In the case of the access formulation, although `Is_Empty` is straightforward, it is difficult to write an appropriate function `Is_Full`; we will

## 16 Answers to exercises

return to this when exceptions are discussed in detail in Chapter 14.

```
function Is_Empty(S: Stack) return Boolean is
begin
```

```
 return S = null;
```

```
end Is_Empty;
```

### 2 **function** "=" (S, T: Stack) **return** Boolean **is**

```
 SL: Cell_Ptr := Cell_Ptr(S);
```

```
 TL: Cell_Ptr := Cell_Ptr(T);
```

```
begin
```

```
 while SL /= null and TL /= null loop
```

```
 if SL.Value /= TL.Value then
```

```
 return False;
```

```
 end if;
```

```
 SL := SL.Next;
```

```
 TL := TL.Next;
```

```
 end loop;
```

```
 return SL = TL;
```

```
end "=";
```

### 3 **package** Queues **is**

```
 Empty: exception;
```

```
 type Queue is limited private;
```

```
 procedure Join(Q: in out Queue; X: in Item);
```

```
 procedure Remove(Q: in out Queue; X: out Item);
```

```
 function Length(Q: Queue) return Integer;
```

```
private
```

```
 type Cell;
```

```
 type Cell_Ptr is access Cell;
```

```
 type Cell is
```

```
 record
```

```
 Next: Cell_Ptr;
```

```
 Data: Item;
```

```
 end record;
```

```
 type Queue is
```

```
 record
```

```
 First, Last: Cell_Ptr;
```

```
 Count: Integer := 0;
```

```
 end record;
```

```
end;
```

```
package body Queues is
```

```
 procedure Join(Q: in out Queue; X: in Item) is
```

```
 L: Cell_Ptr;
```

```
 begin
```

```
 L := new Cell'(Next => null, Data => X);
```

```
 if Q.Count = 0 then -- queue was empty
```

```
 Q.First := L;
```

```
 Q.Last := L;
```

```
 else
```

```
 Q.Last.Next := L;
```

```
 Q.Last := L;
```

```
 end if;
```

```
 Q.Count := Q.Count + 1;
```

```
 end Join;
```

```
procedure Remove(Q: in out Queue; X: out Item) is
begin
```

```
 if Q.Count = 0 then
```

```
 raise Empty;
```

```
 end if;
```

```
 X := Q.First.Data;
```

```
 Q.First := Q.First.Next;
```

```
 Q.Count := Q.Count - 1;
```

```
end Remove;
```

```
function Length(Q: Queue) return Integer is
```

```
begin
```

```
 return Q.Count;
```

```
end Length;
```

```
end Queues;
```

It would be tidy to assign **null** to Q.Last in the case when the last item is removed but it is not strictly necessary. See also Section 25.4 and in particular Exercise 25.4(1).

*Exercise 12.6*

### 1 **private**

```
 Max: constant := 1000; -- no of accounts
```

```
 type Key_Code is new Integer range 0 .. Max;
```

```
 subtype Key_Range is
```

```
 Key_Code range 1 .. Key_Code'Last;
```

```
 type Key is
```

```
 record
```

```
 Code: Key_Code := 0;
```

```
 end record;
```

```
end;
```

```
package body Bank is
```

```
 Balance: array (Key_Range) of Money :=
```

```
 (others => 0);
```

```
 Free: array (Key_Range) of Boolean :=
```

```
 (others => True);
```

```
 function Valid(K: Key) return Boolean is
```

```
 begin
```

```
 return K.Code /= 0;
```

```
 end Valid;
```

```
 procedure Open_Account(K: in out Key;
```

```
 M: in Money) is
```

```
 begin
```

```
 if K.Code = 0 then
```

```
 for I in Free_Range loop
```

```
 if Free(I) then
```

```
 Free(I) := False;
```

```
 Balance(I) := M;
```

```
 K.Code := I;
```

```
 return;
```

```
 end if;
```

```
 end loop;
```

```
 end if;
```

```
 end Open_Account;
```



```

procedure Close_Account(K: in out Key;
 M: out Money) is
begin
 if Valid(K) then
 M := Balance(K.Code);
 Free(K.Code) := True;
 K.Code := 0;
 end if;
end Close_Account;

procedure Deposit(K: in Key;
 M: in Money) is
begin
 if Valid(K) then
 Balance(K.Code) := Balance(K.Code) + M;
 end if;
end Deposit;

procedure Withdraw(K: in out Key;
 M: in out Money) is
begin
 if Valid(K) then
 if M > Balance(K.Code) then
 Close_Account(K, M);
 else
 Balance(K.Code) := Balance(K.Code) - M;
 end if;
 end if;
end Withdraw;

function Statement(K: Key) return Money is
begin
 if Valid(K) then
 return Balance(K.Code);
 end if;
end Statement;
end Bank;

```

Various alternative formulations are possible. It might be neater to declare a record type representing an account containing the two components `Free` and `Balance`.

Note that the function `Statement` will raise `Program_Error` if the key is not valid. Alternatively we could return a dummy value of zero but it might be better to raise our own exception as described in Chapter 15.

- 2 An alternative formulation which represents the home savings box could be that where the limited private type is given by

```

type Box is
record
 Code: Box_Code := 0;
 Balance: Money;
end record;

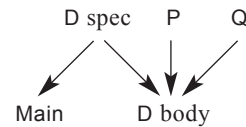
```

In this case the money is kept in the variable declared by the user. The bank only knows which boxes have been issued but does not know how much is in a particular box. The details are left to the reader.

- 3 Since the parameter is of an explicitly limited type, it is always passed by reference and nothing can go wrong. However, if the record type had not been explicitly limited then it might be passed by copy or by reference. If it is passed by copy then the call of `Action` will succeed whereas if it is passed by reference it will not.
- 4 Again, since the parameter is of an explicitly limited type it will be passed by reference and so cannot be changed. However, even if it had not been explicitly limited and passed by copy then he would still have been thwarted because of the rule mentioned in Section 10.3 that a record type with any default initialized components is always copied in precisely so that junk values cannot be created.

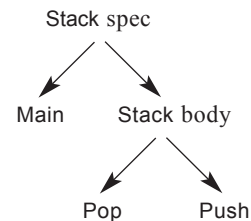
## Answers 13

### Exercise 13.1



- 1 The number of possible orders of compilation is (a) 120, (b) 18. The source model thus gives the programmer much more flexibility.

### Exercise 13.2



- 1 The number of possible orders of compilation is (a) 120, (b) 8. The source model again is much more flexible. Indeed the number of

## 18 Answers to exercises

combinations for the source model is always  $n!$  (where  $n$  is the number of units) irrespective of the dependency structure.

### Exercise 13.3

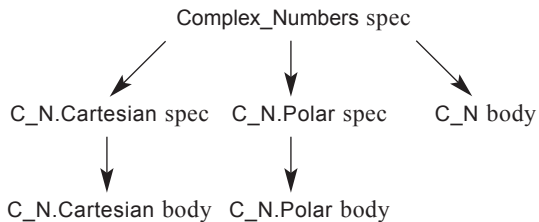
```
1 package Complex_Numbers is
 type Complex is private;
 ...
 function "+" (X, Y: Complex) return Complex;
 ...
private
 ...
end Complex_Numbers;

package Complex_Numbers.Cartesian is
 function Cons(R, I: Float) return Complex;
 function Re_Part(X: Complex) return Float;
 function Im_Part(X: Complex) return Float;
end Complex_Numbers.Cartesian;

package Complex_Numbers.Polar is
 ... -- as before
end Complex_Numbers.Polar;
```

The bodies are as expected.

- 2 We have used the abbreviation C\_N for Complex\_Numbers.



- 3 The only subprograms inherited are the arithmetic operations in the package Complex\_Numbers. Those in the child packages are not primitive operations of the type Complex and so are not inherited.

### Exercise 13.4

```
1 private package Rational_Numbers.Slave is
 function Normal(R: Rational) return Rational;
end;

package body Rational_Numbers.Slave is
 function GCD(X, Y: Natural) return Natural is
 ...
end GCD;

function Normal(R: Rational) return Rational is
```

```

 G: Positive := GCD(abs R.Num, R.Den);
begin
 return (R.Num/G, R.Den/G);
end Normal;

end Rational_Numbers.Slave;

with Rational_Numbers.Slave;
package body Rational_Numbers is
 use Slave;
 -- as before without the function Normal
 ...
end Rational_Numbers;

An alternative is to make Normal a private child function.
```

```
2 package Complex_Numbers.Trig is
 function Sin(X: Complex) return Complex;
 function Cos(X: Complex) return Complex;
 ...
end;

private function Complex_Numbers.Trig.
 Sin_Cos(X: Complex) return Complex is
begin
 ...
end;

with Complex_Numbers.Trig.Sin_Cos;
package body Complex_Numbers.Trig is
 ...
end Complex_Numbers.Trig;
```

The function Sin\_Cos can be called directly as such within the body of Trig without a use clause.

### Exercise 13.7

- ```
1 function Monday return Diurnal.Day
  renames Diurnal.Mon;
```
- 2 This cannot be done because Next_Work_Day is of an anonymous type.
- ```
3 Pets: String_3_Array renames Farmyard(2 .. 3);
```
- Note that the bounds of Pets are 2 and 3.
- ```
4 function "+" (X, Y: Complex_Numbers.Complex)
  return Complex_Numbers.Complex
  renames Complex_Numbers."+";
```
- 5 This_Cell: Cell renames World(I, J);

13.8

Exercise 13.8

```

1 package P is
  B: Boolean;
end;

with P;
package Q is
  ... -- spec of Q
end;

package body Q is
  ...
begin
  P.B := True;
end Q;

with P;
package R is
  ... -- spec of R
end;

with Q;
pragma Elaborate(Q);
package body R is
  ...
begin
  P.B := False;
end R;

```

We need to ensure that the bodies are elaborated in a specific order. Placing the pragma Elaborate for Q on the body of R ensures that the body of Q is elaborated before that of R. Thus P.B will be finally set False. Note also that R has to have a with clause for Q. The pragma could alternatively be placed on the specification of R since a body is always elaborated after its specification.

Answers 14*Exercise 14.1*

```

1 P: Point := (Object(C) with null record);

2 R: Reservation:
  ...
  R.Flight_Number := 77;
  R.Date_Of_Travel := (5, Nov, 2007);
  ...
  NR: Nice_Reservation := (R with Window, Green);

3 package Reservation_System.Supersonic is
  type Supersonic_Reservation is
                                new Reservation with
      record
        ...
      end record;

```

Answers to exercises 19

```

  procedure Make(SR: in out Supersonic_Reservation);
  ...
end Reservation_System.Supersonic;

```

Exercise 14.2

```

1 procedure Print_Area(OC: Object'Class) is
  begin
    Put(Area(OC)); -- dispatch to appropriate Area
  end;

2 type Person is tagged
  record
    Birth: Date;
  end record;

  type Man is new Person with
  record
    Bearded: Boolean;
  end record;

  type Woman is new Person with
  record
    Children: Integer;
  end record;

3 procedure Print_Details(P: in Person) is
  begin
    Print_Date(P.Birth);
  end;

  procedure Print_Details(M: in Man) is
  begin
    Print_Details(Person(M));
    Print_Boolean(M.Beard);
  end;

  procedure Print_Details(W: in Woman) is
  begin
    Print_Details(Person(W));
    Print_Integer(W.Children);
  end;

  procedure Analyse_Person(PC: Person'Class) is
  begin
    Print_Details(PC); -- dispatch
  end;

4 package body Queues is
  procedure Join(Q: access Queue;
                E: in Element_Ptr) is
  begin
    if E.Next /= null then -- already on a queue
      raise Queue_Error;
    end if;
    if Q.Count = 0 then -- queue was empty
      Q.First := E;
      Q.Last := E;
    else
      Q.Last.Next := E;

```

20 Answers to exercises

```

    Q.Last := E;
  end if;
  Q.Count := Q.Count + 1;
end Join;

function Remove(Q: access Queue)
  return Element_Ptr is
  Result: Element_Ptr;
begin
  if Q.Count = 0 then
    raise Queue_Error;
  end if;
  Result := Q.First;
  Q.First := Result.Next;
  Result.Next := null;
  Q.Count := Q.Count - 1;
  return Result;
end Remove;

function Length(Q: Queue) return Integer is
begin
  return Q.Count;
end Length;

end Queues;

```

Exercise 14.3

```

1 function Further(X, Y: Object) return Object is
begin
  if Distance(X) > Distance(Y) then
    return X;
  else
    return Y;
  end if;
end Further;

```

Since it returns the type Object it becomes abstract when inherited by Circle and so has to be overridden. This is very frustrating because the text is essentially unchanged. But Point is OK because the extension is null.

```

2 package Objects is
  type Object is abstract tagged
  record
    X_Coord: Float;
    Y_Coord: Float;
  end record;

  function Distance(O: Object'Class) return Float;
  function Area(O: Object) return Float is abstract;
end Objects;

with Objects; use Objects;
package Shapes is
  type Point is new Object with null record;

  function Area(P: Point) return Float;

  type Circle is new Object with

```

```

  record
    Radius: Float;
  end record;

  function Area(C: Circle) return Float;
  ... -- etc.
end Shapes;

3 function Further(X, Y: Object'Class)
  return Object'Class is
begin
  if Distance(X) > Distance(Y) then
    return X;
  else
    return Y;
  end if;
end Further;

```

This calls the class wide function Distance and can be applied to all objects without change. Moreover, it can be used to compare the distances of two different types of object such as a triangle and a circle.

4 The function Bigger cannot be written for the type Object because it would contain a call of the abstract function Area. Functions could of course be written for Circle and Point but would need to be written out for each. A better solution is again to use class wide parameters as in

```

function Bigger(X, Y: Object'Class)
  return Object'Class is
begin
  if Area(X) > Area(Y) then
    return X;
  else
    return Y;
  end if;
end Bigger;

```

This dispatches to the appropriate functions Area and can be used to compare the areas of any two objects in the class. However, it would be better to manipulate references to the objects rather than the objects themselves. Indeed if we wish to know which is bigger we don't really want to be given a copy of the bigger one, we want an access value referring to it. The extension problems with the function results would then all go away.

```

5 package body Reservation_System.Subsonic is
  procedure Make(BR: in out Basic_Reservation) is
    Select_Seat(BR);
  end Make;

  procedure Make(NR: in out Nice_Reservation) is
    Make(Basic_Reservation(NR));

```

14.3

```

    Order_Meal(NR);
  end Make;

  procedure Make(PR: in out Posh_Reservation) is
    Make(Nice_Reservation(PR));
    Arrange_Limo(PR);
  end Make;
  ... -- Select_Seat etc as before
end Reservation_System.Subsonic;

```

Exercise 14.4

- function** "=" (C, D: Circle) **return** Boolean **is**
begin
 return Object(C) = Object(D) **and**
 abs(C.Radius - D.Radius) < Epsilon;
end "=";
- function** "=" (C, D: Circle) **return** Boolean **is**
begin
 return Old_Equality(Object(C), Object(D)) **and**
 abs(C.Radius - D.Radius) < Epsilon;
end "=";

Exercise 14.5

- It would fail to compile because, as mentioned in Section 14.2, Order_Meal is not a primitive operation of all types in the class rooted at Reservation.
- procedure** Select_Seat(NR: in out Nice_Reservation) **is**
begin
 if NR.Seat_Sort = Aisle **then**
 -- choose aisle seat
 else
 -- choose window seat
 end if;
end Select_Seat;
...
procedure Make(R: in out Reservation) **is**
begin
 Select_Seat(Reservation'Class(R)); -- *redispatch*
end Make;

Observe that we know that the component NR.Seat_Sort must exist because this is a nice reservation or derived from it. Naturally enough all seats are window or aisle seats in nice and posh categories.

Exercise 14.6

- We could not declare the function Further with Shape as parameter and result because it has a controlling result and would prevent further extension from the partial view. But the class wide version taking Shape'Class is acceptable.

Answers to exercises 21

Exercise 14.7

- procedure** Adjust(Object: in out Thing) **is**
begin
 The_Count := The_Count + 1;
end Adjust;

The procedures Initialize and Finalize are as before.

- The type Key and the control procedures could be

```

type Key is new Limited_Controlled with  
  record  
    Code: Key_Code;  
  end record;
```

```

procedure Initialize(K: in out Key) is  
begin  
  K.Code := 0;  
end Initialize;
```

```

procedure Finalize(K: in out Key) is  
begin  
  Return_Key(K);  
end Finalize;
```

We have chosen to use Initialize to set the initial value but we could have left this to be done by the default mechanism as before.

Exercise 14.9

- (a) legal – both tags statically the same
(b) illegal – tags statically different
(c) illegal – cannot mix static and dynamic cases
(d) legal – but tags checked at run time

- procedure** Convert(From: in Set'Class;
 To: out Set'Class) **is**

```

begin  
  if From'Tag = To'Tag then  
    To := From;  
  else  
    declare  
      Temp: Set'Class := From;  
      -- and so on  
    end;  
  end if;  
end Convert;
```

- procedure** Convert(From: in Stack'Class;
 To: out Stack'Class) **is**

```

begin  
  To := Empty;  
  declare  
    Temp1: Stack'Class := From; -- copy original  
    Temp2: Stack'Class := To;  -- the siding
```

22 Answers to exercises

```

E: Element;
begin
  while Temp1 /= Empty loop
    Pop(Temp1, E);
    Push(Temp2, E);
  end loop;
  while Temp2 /= Empty loop
    Pop(Temp2, E);
    Push(To, E);
  end loop;
end;
end Convert;

```

A double loop is required otherwise the elements end up in reverse order. So having copied the whole stack into Temp1 to avoid destroying the original, we then move the individual elements into a second temporary which we can think of as a siding using a railroad analogy and finally reverse them out into the final destination.

Other approaches are possible such as introducing a procedure Rev but these result in lots of copying. Note the use of the inner block so that Temp2 can be initialized with an empty stack of the same type as To.

The linked stack might be

```

type Linked_Stack is new Stack with
  record
    Component: Inner;
  end record;

```

where Inner is as for the Linked_Set. The deep copy mechanism is identical. As in the answer to Exercise 12.5(2), equality can be defined as

```

function "=" (S, T: Linked_Stack) return Boolean is
  SL: Cell_Ptr := S.Component.The_Set;
  TL: Cell_Ptr := T.Component.The_Set;
begin
  ... -- as Exercise 12.5(2)
end "=";

```

The array stack might be

```

type Array_Stack is new Stack with
  record
    S: Element_Vector(1 .. Max);
    Top: Integer range 0 .. Max := 0;
  end record;

```

with equality as in Section 12.4.

Answers 15

Exercise 15.1

```

1 procedure Quadratic(A, B, C: in Float;
  Root_1, Root_2: out Float;
  OK: out Boolean) is
  D: constant Float := B**2 - 4.0*A*C;
begin
  Root_1 := (-B+sqrt(D)) / (2.0*A);
  Root_2 := (-B-sqrt(D)) / (2.0*A);
  OK := True;
exception
  when Constraint_Error =>
    OK := False;
end Quadratic;

```

```

2 function Factorial(N: Integer) return Integer is
  function Slave(N: Natural) return Positive is
  begin
    if N = 0 then
      return 1;
    else
      return N * Slave(N-1);
    end if;
  end Slave;
begin
  return Slave(N);
exception
  when Constraint_Error | Storage_Error =>
    return -1;
end Factorial;

```

Exercise 15.2

```

1 package Random is
  Bad: exception;
  Modulus: constant := 2**13;
  subtype Small is Integer range 0 .. Modulus;
  procedure Init(Seed: in Small);
  function Next return Small;
end;

package body Random is
  Multiplier: constant := 5**5;
  X: Small;
  procedure Init(Seed: in Small) is
  begin
    if Seed mod 2 = 0 then
      raise Bad;
    end if;
    X := Seed;
  end Init;
  function Next return Small is
  begin

```

- ```

 X := X * Multiplier mod Modulus;
 return X;
end Next;
end Random;

```
- 2 **function** Factorial(N: Integer) **return** Integer **is**  
     **function** Slave(N: Natural) **return** Positive **is** **begin**  
         **if** N = 0 **then**  
             **return** 1;  
         **else**  
             **return** N \* Slave(N-1);  
         **end if**;  
     **end Slave**;  
**begin**  
     **return** Slave(N);  
**exception**  
     **when** Storage\_Error =>  
         **raise** Constraint\_Error;  
**end** Factorial;
- 3 **function** "+" (X, Y: Vector) **return** Vector **is**  
     R: Vector(X'Range);  
**begin**  
     **if** X'Length /= Y'Length **then**  
         **raise** Constraint\_Error;  
     **end if**;  
     **for** I **in** X'Range **loop**  
         R(I) := X(I) + Y(I+Y'First-X'First);  
     **end loop**;  
     **return** R;  
**end** "+";
- 4 No. A malevolent user could write  
     **raise** Stack.Error;
- outside the package. It would be nice if the language provided some sort of 'private' exception that could be handled but not raised explicitly outside its defining package.
- 5 **procedure** Push(S: **in out** Stack; X: **in** Integer) **is** **begin**  
     S := new Cell(S, X);  
**exception**  
     **when** Storage\_Error =>  
         **raise** Error;  
**end**;
- procedure** Pop(S: **in out** Stack; X: **out** Integer) **is** **begin**  
     **if** S = null **then**  
         **raise** Error;  
     **else**  
         X := S.Value;  
         S := S.Next;

```

 end if;
end;

```

*Exercise 15.3*

- 1 Four checks are required. The one inserted by the user, the overflow check on the assignment to Top plus the two for the assignment to S(Top) which cannot be avoided since we can say little about the value of Top (except that it is not equal to Max). So this is the worst of all worlds thus emphasizing the need to give appropriate constraints.

*Exercise 15.4*

- 1 The subprograms become
- ```

procedure Push(X: Integer) is
begin
      if Top = Max then
          raise Error with "stack overflow";
      end if;
      Top := Top + 1;
      S(Top) := X;
end Push;

function Pop return Integer is
begin
      if Top = 0 then
          raise Error with "stack underflow";
      end if;
      Top := Top - 1;
      return S(Top + 1);
end Pop;

```

and the handler might become

```

when Event: Error =>
      Put("Stack used incorrectly because of ");
      Put(Exception_Message(Event));
      Clean_Up;

```

Exercise 15.5

- 1 **pragma** Assert(**for all** K **in** A'First .. A'Last - 1 =>
 A(K) <= A(K+1));

See also the answer to Exercise 9.4(1).

Exercise 15.6

- 1 **package** Bank **is**
 Alarm: **exception**;
 type Money **is new** Natural;
 type Key **is limited private**;
 ... -- as before
end;
- package body** Bank **is**

24 Answers to exercises

```

Balance: array (Key_Range) of Money :=
    (others => 0);
Free: array (Key_Range) of Boolean :=
    (others => True);

function Valid(K: Key) return Boolean is
begin
    return K.Code /= 0;
end Valid;

procedure Validate(K: Key) is
begin
    if not Valid(K) then
        raise Alarm;
    end if;
end Validate;

procedure Open_Account(K: in out Key;
    M: in Money) is
begin
    if K.Code = 0 then
        for I in Free'Range loop
            if Free(I) then
                Free(I) := False;
                Balance(I) := M;
                K.Code := I;
                return;
            end if;
        end loop;
    else
        raise Alarm;
    end if;
end Open_Account;

procedure Close_Account(K: in out Key;
    M: out Money) is
begin
    Validate(K);
    M := Balance(K.Code);
    Free(K.Code) := True;
    K.Code := 0;
end Close_Account;

procedure Deposit(K: in Key;
    M: in Money) is
begin
    Validate(K);
    Balance(K.Code) := Balance(K.Code) + M;
end Deposit;

procedure Withdraw(K: in out Key;
    M: in out Money) is
begin
    Validate(K);
    if M > Balance(K.Code) then
        raise Alarm;
    else
        Balance(K.Code) := Balance(K.Code) - M;
    end if;

```

```

end Withdraw;

function Statement(K: Key) return Money is
begin
    Validate(K);
    return Balance(K.Code);
end Statement;

end Bank;

```

For convenience we have declared a procedure `Validate` which raises the alarm in most cases. The `Alarm` is also explicitly raised if we attempt to overdraw but as remarked in the text we cannot also close the account (unless we are assured that the key is either explicitly limited or tagged). An attempt to open an account with a key which is in use also causes `Alarm` to be raised. We do not however raise the `Alarm` if the bank runs out of accounts but have left it to the user to check with a call of `Valid` that he was issued a genuine key; the rationale is that it is not the user's fault if the bank runs out of keys.

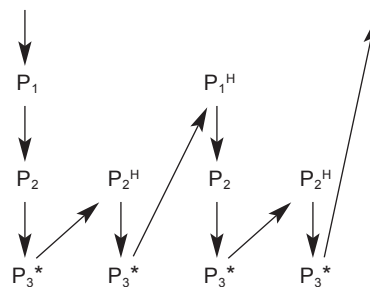
- 2 Suppose N is 2. Then on the third call, P is not entered but the exception is raised in most cases. The handler again calls P without success but this time, since an exception raised in a handler is not handled there but propagated up a level, the exception is handled at the first level. The pattern then repeats but the exception is finally propagated out of the first level to the originating call. In all there are three successful calls and four unsuccessful ones. The diagram might help.

An $*$ indicates an unsuccessful call, H indicates a call from a handler.

More generally suppose C_n is the total number of calls for the case $N = n$. Then by induction

$$C_{n+1} = 2C_n + 1$$

with the initial condition $C_0 = 1$ since in the case $N = 0$ it is obvious that there is only one call which fails. It follows that the total number of



15.6

calls C_N is $2^{N+1} - 1$. Of these 2^N are unsuccessful and $2^N - 1$ are successful.

I am grateful to Bob Bishop for this amusing example.

Answers 16

Exercise 16.1

- 1 **type** My_Boolean **is new** Boolean
with Default_Value => True;

In the case of most Boolean aspects such as Inline we can omit True which is then taken by default. But this does not apply to Default_Value since it can apply to any type and not just Boolean.

Exercise 16.2

- 1 **overriding**
function Area(S: Square) **return** Float
with Pre => S.Side > 0.0 **and**
S.X_Coord > S.Side,
Post => abs (Area'Result - S.Side**2) >
Eps;

The precondition ensures that all of the square is in the positive half-plane for some reason. The postcondition requires the answer to be correct within some small value Eps.

Exercise 16.3

- 1 **function** Is_Unduplicated(S: Stack)
return Boolean **is**
begin
for I in 1 .. S.Top-1 **loop**
for J in I+1 .. S.Top **loop**
if S.S(I) = S.S(J) **then**
return False;
end if;
end loop;
end loop;
return True;
end Is_Unduplicated;
- 2 **function** Is_Unduplicated(S: Stack)
return Boolean **is**
(not(for some I in 1 .. S.Top-1 =>
(for some J in I+1 .. S.Top => S.S(I) = S.S(J)))));

Note how this closely mimics the previous answer. Of course this expression function cannot be used as the precondition directly because it needs access to the implementation details. So it is just used as a completion.

Answers to exercises 25

However, remember that it can be given in the private part as a completion and so is visible to the human reader of the package specification.

Exercise 16.4

- 1 **subtype** Primary **is** Rainbow
with Static_Predicate =>
Primary **in** Red | Yellow | Blue;
- 2 **subtype** Curious **is** Integer
with Dynamic_Predicate => Curious **in** 1 .. 999
and Curious **mod** 37 = 1;

If we wanted to use a static predicate then we would have to write the possible values out thus

- subtype** Curious **is** Integer
with Static_Predicate =>
Curious **in** 38 | 75 | 112 | 149 | 186 | 223 ... ;

Exercise 16.5

- 1 **subtype** Even **is** Integer
with Dynamic_Predicate => Even **mod** 2 = 0,
Predicate_Failure => **raise** Constraint_Error
with "something odd about even!";

Answers 17

Exercise 17.1

- 1 P: on A: like Integer, on B: like Short_Integer
 Q: on A: like Long_Integer, on B: like Integer
 R: on A: not possible, on B: like Long_Integer
- 2 No, the only critical case is type Q on machine A. Changing to one's complement changes the range of Integer to
 -32767 .. +32767
 and so only Integer'First is altered.
- 3 (a) Integer'Base
 (b) illegal – need explicit conversion
 (c) My_Integer'Base
 (d) Integer'Base
 (e) *root_integer*
 (f) My_Integer'Base
- 4 **type** Longest_Integer **is**
range System.Min_Int .. System.Max_Int;

Exercise 17.2

- 1 (a) 16#EF# (c) 222
 (b) 120 (d) 239

26 Answers to exercises

2 **type** Ring5 **is mod** 5;
A, B, C, D: Ring5;
...
D := (A + B) * C;

3 (a) 4 (b) 1

DeMorgan's theorem that

not (A **and** B) = **not** A **or not** B

does not hold if the modulus is not a power of two.

4 **type** Bearing **is mod** 360 * 60;
Degree: **constant** Bearing := 60;
SE: **constant** Bearing := 135*Degree;
NNW: **constant** Bearing := 337*Degree+30;
NE_by_E: **constant** Bearing := 56*Degree+15;

Exercise 17.3

1 (a) illegal (d) IntegerBase
(b) IntegerBase (e) *root_real*
(c) *root_real* (f) *root_integer*

2 R: **constant** := N * 1.0;

Exercise 17.4

1 **type** Real **is digits** 7;
type Real_Vector **is**
array (Integer range <>) **of** Real;
function Inner(A, B: Real_Vector) **return** Real **is**
type Long_Real **is digits** 14;
Result: Long_Real := 0.0;
begin
for I **in** A'Range **loop**
Result := Result +
Long_Real(A(I)) * Long_Real(B(I));
end loop;
return Real(Result);
end Inner;

Exercise 17.5

1 The literal 0.5 is *universal_real* and this matches *universal_fixed*.

2 **function** "*" (X: Complex; N: Integer) **return** Complex **is**
Result_θ: Angle := 0.0;
begin
for I **in** 1 .. **abs** N **loop**
Result_θ := Normal(Result_θ + X.θ);
end loop;
if N < 0 **then**
Result_θ := -Result_θ;

end if;
return (X.R**N, Result_θ);
end "*";

We cannot simply write

return (X.R**N, Normal(X.θ * N));

because if **abs** N is larger than 3 the multiplication is likely to overflow; so we have to repeatedly normalize. A clever solution which is faster for all but the smallest values of **abs** N is

function "*" (X: Complex; N: Integer) **return** Complex **is**
Result_θ: Angle := 0.0;
Term: Angle := X.Theta;
M: Integer := **abs** N;
begin
while M > 0 **loop**
if M **rem** 2 /= 0 **then**
Result_θ := Normal(Result_θ + Term);
end if;
M := M / 2;
Term := Normal(Term * 2);
end loop;
if N < 0 **then**
Result_θ := -Result_θ;
end if;
return (X.R**N, Result_θ);
end "*";

This is a variation of the standard algorithm for computing exponentials by decomposing the exponent into its binary form and doing a minimal number of multiplications. In our case it is the multiplier N which we decompose and then do a minimal number of additions.

Recognizing that our repeated addition algorithm is essentially the same as for exponentiation, we can in parallel compute X.R**N by the same method. A little manipulation soon makes us realize that we might as well write

function "*" (X: Complex; N: Integer) **return** Complex **is**
One: **constant** Complex := Cons(1.0, 0.0);
Result: Complex := One;
Term: Complex := X;
M: Integer := **abs** N;
begin
while M > 0 **loop**
if M **rem** 2 /= 0 **then**
Result := Result * Term; -- Complex *
end if;
M := M / 2;
Term := Term * Term; -- Complex *

```

end loop;
if N < 0 then Result := One / Result; end if;
return Result;
end "***";

```

This brings us back full circle. This is the standard algorithm for computing exponentials applied in the abstract to our type `Complex`. Note the calls of `"*"` and `"/"` applying to the type `Complex`. This version of `"**"` can be declared outside the package `Complex_Numbers` and is quite independent of the internal representation (but it will be very inefficient unless it is polar).

```

3 private
type Angle is delta 0.05 range -720.0 .. 720.0;
for Angle'Small use 2.0**(-5);
type Complex is
record
  R: Float;
  θ: Angle range 0.0 .. 360.0;
end record;
l: constant Complex := (1.0, 90.0);
end;
...
function Normal(φ: Angle) return Angle is
begin
  if φ >= 360.0 then
    return φ - 360.0;
  elsif φ < 0.0 then
    return φ + 360.0;
  else
    return φ;
  end if;
end Normal;

```

The choice of `delta` and `small` is deduced as follows. We need 10 bits to cover the range $0 \dots 720$ plus one bit for the sign thus leaving 5 bits after the binary point. So `small` will be 2^{-5} and thus any value of `delta` greater than that will do. We have chosen 0.05.

Answers 18

Exercise 18.1

1 Trace((M'Length, M))

If the two dimensions of `M` were not equal then `Constraint_Error` would be raised. Note that the lower bounds of `M` do not have to be 1; all that matters is that the number of components in each dimension is the same since sliding is permitted when building the aggregate.

```

2 package Stacks is
type Stack(Max: Natural) is private;
Empty: constant Stack;
...
private
type Integer_Vector is
array (Integer range <>) of Integer;
type Stack(Max: Natural) is
record
  S: Integer_Vector(1 .. Max);
  Top: Integer := 0;
end record;
Empty: constant Stack(0) := (0, (others => 0), 0);
end;

```

We have naturally chosen to make `Empty` a stack whose value of `Max` is zero. Note that the function `"="` only compares the parts of the stacks which are in use. Thus we can write `S = Empty` to test whether a stack `S` is empty irrespective of its value of `Max`.

```

3 function Is_Full(S: Stack) return Boolean is
begin
  return S.Top = S.Max;
end Is_Full;

4 S: constant Square := (N, Make_Unit(N));

```

Exercise 18.2

1 Z: Polynomial := (0, (0 => 0));

The named notation has to be used because the array has only one component.

```

2 function "*" (P, Q: Polynomial) return Polynomial is
R: Polynomial(P.N+Q.N) := (P.N+Q.N, (others => 0));
begin
  for I in P.A'Range loop
    for J in Q.A'Range loop
      R.A(I+J) := R.A(I+J) + P.A(I)*Q.A(J);
    end loop;
  end loop;
  return R;
end "*";

```

It is largely a matter of taste whether we write `P.A'Range` rather than $0 \dots P.N$.

```

3 function "-" (P, Q: Polynomial) return Polynomial is
Size: Integer;
begin
  if P.N > Q.N then
    Size := P.N;
  else
    Size := Q.N;
  end if;

```

28 Answers to exercises

```

declare
  R: Polynomial(Size);
begin
  for I in 0 .. P.N loop
    R.A(I) := P.A(I);
  end loop;
  for I in P.N+1 .. R.N loop
    R.A(I) := 0;
  end loop;
  for I in 0 .. Q.N loop
    R.A(I) := R.A(I) - Q.A(I);
  end loop;
  return Normal(R);
end;
end "-";

```

There are various other ways of writing this function. We could initialize R.A by using slice assignments

```

R.A(0 .. P.N) := P.A;
R.A(P.N+1 .. R.N) := (P.N+1 .. R.N => 0);

```

or even more succinctly by

```

R.A := P.A & (P.N+1 .. R.N => 0);

```

- 4 **procedure** Truncate(P: **in out** Polynomial) **is**
begin
if P'Constrained **then**
raise Truncate_Error;
else
 P := (P.N-1, P.A(0 .. P.N-1));
end if;
end Truncate;

- 5 Any unconstrained Polynomial could then include an array whose range is 0 .. Integer'Last. This will take a lot of space. Since most implementations are likely to adopt the strategy of setting aside the maximum possible space for an unconstrained record it is thus wise to keep the maximum to a practical limit by the use of a suitable subtype such as Index.

- 6 **type** Polynomial(N: Index := 0) **is**
record
 A: Integer_Vector(0 .. N) :=
 (0 .. N-1 => 0) & (N => 1);
end record;

We cannot write a single aggregate because an aggregate can only have one dynamic choice which must be the only choice. An alternative approach is to declare a function thus

```

function F(N: Integer) return Integer_Vector;
type Polynomial(N: Index := 0) is  

record

```

```

  A: Integer_Vector(0 .. N) := F(N);
end record;

```

```

...
function F(N: Integer) return Integer_Vector is  

  R: Integer_Vector(0 .. N);
begin  

  for I in 0 .. N-1 loop  

    R(I) := 0;
  end loop;  

  R(N) := 1;  

  return R;  

end F;

```

If the full type Polynomial is declared in the private part of a package then the function specification can also be in the private part with the function body in the package body. It does not matter that F is referred to before its body is elaborated provided that it is not actually called. If we declared a polynomial (without an initial value) before the body of F then Program_Error would be raised.

Clearly any initial value can be computed this way even if it cannot be written as aggregates.

- 7 **package** Rational_Polynomials **is**
 Max: **constant** := 10;
subtype Index **is** Integer **range** 0 .. Max;
type Rational_Polynomial(N, D: Index := 0) **is**
 private;
- ```

function "+" (X: Rational_Polynomial)

 return Rational_Polynomial;

function "-" (X: Rational_Polynomial)

 return Rational_Polynomial;

function "+" (X, Y: Rational_Polynomial)

 return Rational_Polynomial;

function "-" (X, Y: Rational_Polynomial)

 return Rational_Polynomial;

function "*" (X, Y: Rational_Polynomial)

 return Rational_Polynomial;

function "/" (X, Y: Rational_Polynomial)

 return Rational_Polynomial;

function "/" (X, Y: Polynomial)

 return Rational_Polynomial;

function Numerator(R: Rational_Polynomial)

 return Polynomial;

function Denominator(R: Rational_Polynomial)

 return Polynomial;

```
- private**  
**type** Rational\_Polynomial(N, D: Index := 0) **is**  
**record**  
 Num: Polynomial(N) := (N, (0 .. N => 0));  
 Den: Polynomial(D) :=  
     (N, (0 => 1) & (1 .. N => 0));  
**end record**;

## 18.2

end;

It might be more elegant to write functions Zero and One taking a parameter giving the value of N like the function F of the previous exercise.

We make no attempt to impose any special language constraint on the denominator as we did in the type Rational where the denominator has subtype Positive.

**8 function "&" (X, Y: V\_String) return V\_String is begin**  
     **return** (X.N + Y.N, X.S & Y.S);  
**end "&"**;

*Exercise 18.3*

**1 procedure Shave(P: in out Person) is begin**  
     **if** P.Sex = Female **then**  
         **raise** Shaving\_Error;  
     **else**  
         P.Bearded := False;  
     **end if**;  
**end Shave**;

**2 procedure Sterilize(M: in out Mutant) is begin**  
     **if** M'Constrained **and** M.Sex /= Neuter **then**  
         **raise** Sterilize\_Error;  
     **else**  
         M := (Neuter, M.Birth);  
     **end if**;  
**end Sterilize**;

**3 type Figure is** (Circle, Point, Triangle);

**type Object**(Shape: Figure) **is record**  
     X\_Coord: Float;  
     Y\_Coord: Float;  
     **case** Shape **is**  
         **when** Circle =>  
             Radius: Float;  
         **when** Point =>  
             **null**;  
         **when** Triangle =>  
             A, B, C: Float;  
     **end case**;  
**end record**;

**function Area**(X: Object) **return** Float **is begin**  
     **case** X.Shape **is**  
         **when** Circle =>  
             **return** Pi \* X.Radius\*\*2;  
         **when** Point =>  
             **return** 0.0;  
**end**

## Answers to exercises

29

**when** Triangle =>  
     **return** ... ;  
**end case**;  
**end Area**;

Note the similarity between the case statement in the function Area and the variant part of the type Object.

**4 type Category is** (Basic, Nice, Posh);  
**type Position is** (Aisle, Window);  
**type Meal\_Type is** (Green, White, Red);  
**type Reservation**(C: Category) **is record**  
     Flight\_Number: Integer;  
     Date\_Of\_Travel: Date;  
     Seat\_Number: String(1 .. 3) := "   ";  
     **case** C **is**  
         **when** Basic => **null**;  
         **when** Nice | Posch =>  
             Seat\_Sort: Position;  
             Food: Meal\_Type;  
         **case** C **is**  
             **when** Basic | Nice => **null**;  
             **when** Posch =>  
                 Destination: Address;  
     **end case**;  
**end case**;  
**end record**;

Note the curiously nested structure which is forced upon us by the rule that the individual components must have distinct names.

*Exercise 18.4*

**1 type Boxer**(W: Weight; Sex: Gender) **is new** Person(Sex => Sex) **with record**  
     ...  
**end record**;

We have chosen to give the new discriminant Sex the same name as the old one.

**2 function Geometry.Polygons.Four\_Sided.**  
     Make\_Quadrilateral(Sides, Angles: Float\_Array)  
         **return** Quadrilateral **is**  
         P: Polygon := Make\_Polygon(Sides, Angles);  
**begin**  
     **if** P.No\_Of\_Sides /= 4 **then**  
         **raise** Queer\_Quadrilateral;  
     **end if**;  
     **return** (P **with null record**);  
**end Geometry.Polygons.Four\_Sided.**  
     Make\_Quadrilateral;

### 30 Answers to exercises

```

3 package Geometry.Polygons.Four_Sided.
 Conversions is
 function To_Parallelogram(Q: Quadrilateral'Class)
 return Parallelogram;
 function To_Square(Q: Quadrilateral'Class)
 return Square;
end;

package body Geometry.Polygons.Four_Sided.
 Conversions is
 function To_Parallelogram(Q: Quadrilateral'Class)
 return Parallelogram is
 begin
 if Q.Sides(1) /= Q.Sides(3) or
 Q.Sides(2) /= Q.Sides(4) then
 raise Poor_Parallelogram;
 end if;
 return (Quadrilateral(Q) with null record);
 end To_Parallelogram;

 function To_Square(Q: Quadrilateral'Class)
 return Square is
 P: Parallelogram := To_Parallelogram(Q);
 begin
 if P.Sides(1) /= P.Sides(2) or
 P.Angles(1) /= P.Angles(2) then
 raise Silly_Square;
 end if;
 return (P with null record);
 end To_Square;
end Geometry.Polygons.Four_Sided.Conversions;

```

These two functions suffice. Putting them in a child package ensures that there are no problems of going abstract on extension. Using a class wide parameter gives greater flexibility. We can convert towards the type `Quadrilateral` by normal type conversion. Other intermediate types such as `Rectangle` or `Rhombus` could be dealt with in a similar manner.

Note also the use of the extension aggregates in the return statements – and especially that the ancestor type must be specific and so a type conversion is required in `To_Parallelogram` in order to convert the class wide formal parameter `Q` to the specific type `Quadrilateral`.

#### Exercise 18.5

```

1 function Heir(P: Person_Name) return Person_Name is
 Mother: Womans_Name;
begin
 if P.Sex = Male then
 Mother := P.Wife;
 else
 Mother := P;
 end if;

```

```

 if Mother = null
 or else Mother.First_Child = null then
 return null;
 end if;
 declare
 Child: Person_Name := Mother.First_Child;
 begin
 while Child.Sex = Female loop
 if Child.Next_Sibling = null then
 return Mother.First_Child;
 end if;
 Child := Child.Next_Sibling;
 end loop;
 return Child;
 end;
end Heir;

```

```

2 procedure Divorce(W: Womans_Name) is
begin
 if W.Husband = null or W.First_Child /= null then
 return; -- divorce not possible
 end if;
 W.Husband.Wife := null;
 W.Husband := null;
end Divorce;

```

```

3 procedure Marry(Bride: Womans_Name;
 Groom: Mans_Name) is
begin
 if Bride.Father = Groom.Father then
 raise Incest;
 end if;
 ... -- then as before
end Marry;

```

Note that there is no need to check for marriage to a parent because the check for bigamy will detect this anyway. Our model does not allow remarriage if there are children.

```

4 Marry is unchanged. Note however that calls of Marry with parameters of the wrong sex will be detected at compile time whereas with variants this is detected at run time.

```

```

5 function Spouse(P: Person_Name)
 return Person_Name is
begin
 if P in Man then
 return Mans_Name(P).Wife;
 else
 return Womans_Name(P).Husband;
 end if;
end Spouse;

```

This is not good because not only is there a check required in doing the membership test but also a conversion to the appropriate specific

## 18.5

type so that the component can be selected; this conversion requires yet another check (which always passes and might be optimized away).

A better solution is to make Spouse a primitive abstract operation of Person with an access parameter

```
function Spouse(P: access Person)
 return Person_Name is abstract;
```

and then provide specific functions for each sex

```
function Spouse(P: access Man)
 return Person_Name is
```

```
begin
```

```
 return P.Wife;
```

```
end Spouse;
```

```
function Spouse(P: access Woman)
```

```
 return Person_Name is
```

```
begin
```

```
 return P.Husband;
```

```
end Spouse;
```

A call of Spouse will then resolve at compile time to the correct function if the parameter is of a specific type (such as Womans\_Name) or will dispatch if it is class wide (Person\_Name); this gives the best of all worlds.

```
6 function New_Child(Mother: Womans_Name;
 Boy_Or_Girl: Gender;
 Birthday: Date)
 return Person_Name is
 Child: Person_Name;
begin
 if Mother.Husband = null then
 raise Out_Of_Wedlock;
 end if;
 case Boy_Or_Girl is
 when Male => Child := new Man;
 when Female => Child := new Woman;
 end case;
 Child.Birth := Birthday;
 ... -- and so on as before
end New_Child;
```

This feels most uncomfortable. It seems strange to have a parameter giving the sex because we have not otherwise had to introduce the type Gender. We could pass the tag (such as Man'Tag) as a parameter T but that seems really dirty and anyway we would still have to write a conditional statement

```
if T = Man'Tag then
```

```
 Child := new Man;
```

```
else
```

```
 Child := new Woman;
```

```
end if;
```

## Answers to exercises 31

This example illustrates a common problem with polymorphism; it all works fine for output when we know what we have but it is difficult for input when we do not.

*Exercise 18.6*

1 If the user declared a constrained key with a nonzero discriminant thus

```
K: Key(7);
```

then he will have bypassed Get\_Key and be able to call the procedure Action without authority. Note also that if he calls Return\_Key then Constraint\_Error will be raised on the attempt to set the code to zero because the key is constrained.

Hence forged keys can be recognized since they are constrained and so we could rewrite Valid to check for this

```
function Valid(K: Key) return Boolean is
```

```
begin
```

```
 return not K'Constrained and K.Code /= 0;
```

```
end Valid;
```

We must also insert calls of Valid into Get\_Key and Return\_Key.

*Exercise 18.7*

1 The first assignment is illegal because there is a type mismatch, the second inserts the appropriate conversion but still fails because of the dynamic accessibility check. The third is illegal because the type is limited.

**Answers 19***Exercise 19.1*

```
1 generic
 type Item is private;
package Stacks is
 type Stack(Max: Natural) is private;
 procedure Push(S: in out Stack; X: in Item);
 procedure Pop(S: in out Stack; X: out Item);
 function "=" (S, T: Stack) return Boolean;
private
 type Item_Array is
 array (Integer range <>) of Item;
 type Stack(Max: Natural) is
 record
 S: Item_Array(1 .. Max);
 Top: Integer := 0;
 end record;
end;
```

## 32 Answers to exercises

The body is much as before. To declare a stack we must first instantiate the package thus

```
package Boolean_Stacks is
 new Stacks(Item => Boolean);
```

and then

```
use Boolean_Stacks;
S: Stack(Max => 30);
```

```
2 generic
 type Thing is private;
package P is
 procedure Swap(A, B: in out Thing);
 procedure CAB(A, B, C: in out Thing);
end P;

package body P is
 procedure Swap(A, B: in out Thing) is
 T: Thing;
 begin
 T := A; A := B; B := T;
 end;

 procedure CAB(A, B, C: in out Thing) is
 begin
 Swap(A, B); Swap(A, C);
 end;
end P;
```

*Exercise 19.2*

```
1 function "not" is new Next(Boolean);

2 generic
 type Number is range <>;
package Rational_Numbers is
 type Rational is private;
 function "+" (X: Rational) return Rational;
 function "-" (X: Rational) return Rational;
 function "+" (X, Y: Rational) return Rational;
 function "-" (X, Y: Rational) return Rational;
 function "*" (X, Y: Rational) return Rational;
 function "/" (X, Y: Rational) return Rational;

 subtype Positive_Number is
 Number range 1 .. Number'Last;
 function "/" (X: Number; Y: Positive_Number)
 return Rational;
 function Numerator(R: Rational) return Number;
 function Denominator(R: Rational)
 return Positive_Number;

private
 type Rational is
 record
 Num: Number := 0;
 Den: Positive_Number := 1;
 end record;
end;
```

```
3 generic
 type Index is (<>);
 type Floating is digits <>;
 type Vec is array (Index range <>) of Floating;
 type Mat is array (Index range <>,
 Index range <>) of Floating;
function Outer(A, B: Vec) return Mat;

function Outer(A, B: Vec) return Mat is
 C: Mat(A'Range, B'Range);
begin
 for I in A'Range loop
 for J in B'Range loop
 C(I, J) := A(I) * B(J);
 end loop;
 end loop;
 return C;
end Outer;

function Outer_Vector is
 new Outer(Integer, Float, Vector, Matrix);
```

```
4 package body Set_Of is
 function Make_Set(L: List) return Set is
 S: Set := Empty;
 begin
 for I in L'Range loop
 S(L(I)) := True;
 end loop;
 return S;
 end Make_Set;

 function Make_Set(E: Element) return Set is
 S: Set := Empty;
 begin
 S(E) := True;
 return S;
 end Make_Set;

 function Decompose(S: Set) return List is
 L: List(1 .. Size(S));
 I: Positive := 1;
 begin
 for E in Set'Range loop
 if S(E) then
 L(I) := E; I := I + 1;
 end if;
 end loop;
 return L;
 end Decompose;

 function "+" (S, T: Set) return Set is
 begin
 return S or T;
 end "+";

 function "*" (S, T: Set) return Set is
 begin
 return S and T;
```



```

end "*";
function "-" (S, T: Set) return Set is
begin
 return S xor T;
end "-";
function "<" (E: Element; S: Set) return Boolean is
begin
 return S(E);
end "<";
function "<=" (S, T: Set) return Boolean is
begin
 return (S and T) = S;
end "<=";
function Size(S: Set) return Natural is
 N: Natural := 0;
begin
 for E in Set'Range loop
 if S(E) then
 N := N + 1;
 end if;
 end loop;
 return N;
end Size;
end Set_Of;

```

Sadly, we cannot use renaming as bodies for "+", "\*" and "-". This is because the functions become frozen at the end of the package specification (see Section 25.1) and are given convention Ada by default whereas the predefined operations "or" etc. have convention Intrinsic and so do not match. On the other hand, we could put such renamings in the private part of the package and then the new operations would take the convention of the renamed operations and so themselves be Intrinsic.

```

5 private
 type Element_Array is array (Element) of Boolean;
 type Set is
 record
 Value: Element_Array := (Element => False);
 end record;
 Empty: constant Set :=
 (Value => (Element => False));
 Full: constant Set :=
 (Value => (Element => True));
end;

```

We have to make the full type into a record containing the array as a single component to give it a default initial expression. Sadly, this means that the body needs rewriting and the functions become rather untidy. Also we cannot write the default expression as Empty.Value.

This is because we cannot use the component name Value in its own declaration. In general, however, we can use a deferred constant as a default value before its full declaration. Note also that we have to use the named notation for the single component record aggregates.

### Exercise 19.3

- 1 First we have to declare our function "<" which we define as follows: if the polynomials have different degrees, the one with the lower degree is smaller; if the same degree, then we compare coefficients starting at the highest power. So

```

function "<" (X, Y: Polynomial) return Boolean is
begin
 if X.N /= Y.N then
 return X.N < Y.N;
 end if;
 for I in reverse 0 .. X.N loop -- or X.A'Range
 if X.A(I) /= Y.A(I) then
 return X.A(I) < Y.A(I);
 end if;
 end loop;
 return False; -- they are identical
end "<";

```

```

procedure Sort_Poly is
 new Sort(Integer, Polynomial, Poly_Array);

```

- 2 type Mutant\_Array is
 

```

array (Integer range <>) of Mutant;
function "<" (X, Y: Mutant) return Boolean is
begin
 if X.Sex /= Y.Sex then
 return X.Sex > Y.Sex;
 else
 return Y.Birth < X.Birth;
 end if;
end "<";

```

```

procedure Sort_Mutant is
 new Sort(Integer, Mutant, Mutant_Array);

```

Note that the order of sexes asked for is precisely the reverse order to that in the type Gender and so we can directly use ">" applied to that type. Similarly, younger first means later birth date first and so we use the function "<" we have already defined for the type Date but with the arguments reversed.

We could not sort an array of type Person because we cannot declare such an array anyway since Person is indefinite.

- 3 We cannot do this because the array is of an anonymous type.

## 34 Answers to exercises

- 4 We might get `Constraint_Error`. If `C'First = Index'Base'First` then the attempt to evaluate `Index'Pred(C'Last)` will raise `Constraint_Error`. Considerable care can be required to make such extreme cases foolproof. The easy way out in this case is simply to insert

```
if C'Length < 2 then return; end if;
```

- 5 The generic body corresponds closely to the procedure `Sort` in Section 11.2. The type `Vector` is replaced by `Collection`. `I` is of type `Index`. The types `Node` and `Node_Ptr` are declared inside `Sort` because they depend on the generic type `Item`. The incrementing of `I` cannot be done with `+` since the index type may not be an integer and so we have to use `Index'Succ`. Care is needed not to cause `Constraint_Error` if the array embraces the full range of values of `Index`. But, the key thing is that the generic specification is completely unchanged and so we see how an alternative body can be sensibly supplied.

- 6 **with** `Ada.Exceptions`; **use** `Ada.Exceptions`;  
**generic**  
**type** `Index` **is** (<>);  
**type** `Item` **is limited private**;  
**type** `Collection` **is array** (`Index range <>`) **of** `Item`;  
**with function** `Is_It(X: Item)` **return** `Boolean`;  
 Ex: `Exception_Id := Constraint_Error'Identify`;  
**function** `Search(C: Collection)` **return** `Index`;  
**function** `Search(C: Collection)` **return** `Index` **is**  
**begin**  
**for** `J` **in** `C'Range` **loop**  
   **if** `Is_It(C(J))` **then** **return** `J`; **end if**;  
**end loop**;  
`Raise_Exception(Ex)`;  
**end** `Search`;

- 7 **generic**  
**type** `Item` **is private**;  
**type** `Vector` **is array** (`Integer range <>`) **of** `Item`;  
**with function** `"=" (X, Y: Item)` **return** `Boolean` **is** <>;  
**function** `Equals(A, B: Vector)` **return** `Boolean`;  
**function** `Equals(A, B: Vector)` **return** `Boolean` **is**  
**begin**  
 ... -- *body exactly as for Exercise 11.4(4)*  
**end** `Equals`;

We can instantiate by

```
function "=" is new Equals(Stack, Stack_Array, "="); 2
```

or simply by

```
function "=" is new Equals(Stack, Stack_Array);
```

in which case the default parameter is used.

Note that it is essential to pass `"="` as a

parameter otherwise predefined equality would be used and the whole point is that we have redefined `"="` for the type `Stack`.

- 8 **generic**  
**type** `Floating` **is** `digits` <>;  
**with function** `F(X: Floating)` **return** `Floating`;  
**function** `Solve` **return** `Floating`;  
**function** `G(X: Float)` **return** `Float` **is**  
**begin**  
**return** `Exp(X) + X - 7.0`;  
**end**;  
 ...  
**function** `Solve_G` **is new** `Solve(Float, G)`;  
 ...  
 Answer: `Float := Solve_G`;

*Exercise 19.4*

- 1 **package body** `Generic_Complex_Functions` **is**  
**use** `Elementary_Functions`;  
**function** `Sqrt(X: Complex)` **return** `Complex` **is**  
**begin**  
**return** `Cons_Polar(Sqrt(abs X), 0.5*Arg(X))`;  
**end** `Sqrt`;  
**function** `Log(X: Complex)` **return** `Complex` **is**  
**begin**  
**return** `Cons(Log(abs X), Arg(X))`;  
**end** `Log`;  
**function** `Exp(X: Complex)` **return** `Complex` **is**  
**begin**  
**return** `Cons_Polar(Exp(RI_Part(X)), Im_Part(X))`;  
**end** `Exp`;  
**function** `Sin(X: Complex)` **return** `Complex` **is**  
`RI: Float_Type := RI_Part(X)`;  
`Im: Float_Type := Im_Part(X)`;  
**begin**  
**return** `Cons(Sin(RI)*Cosh(Im), Cos(RI)*Sinh(Im))`;  
**end** `Sin`;  
**function** `Cos(X: Complex)` **return** `Complex` **is**  
`RI: Float_Type := RI_Part(X)`;  
`Im: Float_Type := Im_Part(X)`;  
**begin**  
**return** `Cons(Cos(RI)*Cosh(Im), -Sin(RI)*Sinh(Im))`;  
**end** `Cos`;  
**end** `Generic_Complex_Functions`;  
**package** `Poly_Vector` **is new** `General_Vector`  
 (`Integer, Polynomial, Poly_Array`);  
**procedure** `Sort_Poly` **is new** `Sort(Poly_Vector)`;

## 19.4

## Answers to exercises 35

```

3 generic
 with package Signature is new Group(<>);
 use Signature;
 function Power(E: Element; N: Integer)
 return Element;

 function Power(E: Element; N: Integer)
 return Element is
 Result: Element := Identity;
 begin
 for I in 1 .. abs N loop
 Result := Op(Result, E);
 end loop;
 if N < 0 then Result := Inverse(Result); end if;
 return Result;
 end Power;
 ...
 package Integer_Addition_Group is
 new Group(Element => Integer, Identity => 0,
 Op => "+", Inverse => "-");

 function Multiply is
 new Power(Integer_Addition_Group);

```

```

4 generic
 type Element is (<>);
 Identity: in Element;
 with function Op(X, Y: Element) return Element;
 with function Inverse(X: Element) return Element;
 package Finite_Group is end;

 generic
 with package Signature is new Finite_Group(<>);
 use Signature;
 function Is_Group return Boolean;

 function Is_Group return Boolean is
 begin
 -- check the operation is closed,
 -- the actual parameter could be constrained
 for E in Element'Range loop
 for F in Element'Range loop
 declare
 Result: Element;
 begin
 Result := Op(E, F);
 exception
 when Constraint_Error =>
 return False;
 end;
 end loop;
 end loop;
 -- check identity is OK
 for E in Element'Range loop
 if Op(E, Identity) /= E or
 Op(Identity, E) /= E then
 return False;
 end if;
 end loop;

```

```

 -- check inverse is OK
 for E in Element'Range loop
 if Op(E, Inverse(E)) /= Identity or
 Op(Inverse(E), E) /= Identity then
 return False;
 end if;
 end loop;
 -- check associative law OK
 for E in Element'Range loop
 for F in Element'Range loop
 for G in Element'Range loop
 if Op(E, Op(F, G)) /= Op(Op(E, F), G) then
 return False;
 end if;
 end loop;
 end loop;
 end loop;
 return True;
end Is_Group;

```

## Exercise 19.5

```

1 generic
 type Floating is digits <>;
 package Generic_Complex_Numbers is
 ...
 end Generic_Complex_Numbers;

 generic
 package Generic_Complex_Numbers.Cartesian is
 ...
 end Generic_Complex_Numbers.Cartesian;

 generic
 package Generic_Complex_Numbers.Polar is
 ...
 end Generic_Complex_Numbers.Polar;

 with Ada.Numerics.Generic_Elementary_Functions;
 use Ada.Numerics;
 with Generic_Complex_Numbers;
 with Generic_Complex_Numbers.Cartesian;
 with Generic_Complex_Numbers.Polar;
 generic
 with package Elementary_Functions is
 new Generic_Elementary_Functions(<>);
 with package Complex_Numbers is
 new Generic_Complex_Numbers
 (Elementary_Functions.Float_Type);
 with package Cartesian is
 new Complex_Numbers.Cartesian;
 with package Polar is
 new Complex_Numbers.Polar;
 package Generic_Complex_Functions is
 use Complex_Numbers, Cartesian, Polar;

 function Sqrt(X: Complex) return Complex;
 ...
 end Generic_Complex_Functions;

```

## 36 Answers to exercises

Note that the generic formals ensure that the packages passed as actuals are correctly related. For example if we did two instantiations of the hierarchy (one for `Float` and one for `Long_Float`) then we need to ensure that we do not use the parent from one with a child from the other. However, there is no such guarantee if the hierarchy has a generic subprogram as a child since we can only express the requirement that the profile is correct; this will be enough in most cases but is not foolproof. Of course the program would not crash, just do something silly.

### Answers 20

#### Exercise 20.1

```
1 procedure Shopping is
 task Get_Salad;

 task body Get_Salad is
 begin
 Buy_Salad;
 end Get_Salad;

 task Get_Wine;

 task body Get_Wine is
 begin
 Buy_Wine;
 end Get_Wine;

 task Get_Meat;

 task body Get_Meat is
 begin
 Buy_Meat;
 end Get_Meat;

begin
 null;
end Shopping;
```

#### Exercise 20.2

```
1 task body Char_To_Line is
 Buffer: Line;
begin
 loop
 for I in Buffer'Range loop
 accept Put(C: in Character) do
 Buffer(I) := C;
 end;
 end loop;
 accept Get(L: out Line) do
 L := Buffer;
 end;
end;
```

```
end loop;
end Char_To_Line;
```

#### Exercise 20.3

```
1 with Calendar;
generic
 First_Time: Calendar.Time;
 Interval: Duration;
 Number: Integer;
 with procedure P;
procedure Call;

procedure Call is
 use type Calendar.Time;
 Next_Time: Calendar.Time := First_Time;
 Now: Calendar.Time := Calendar.Clock;
begin
 if Next_Time < Now then
 Next_Time := Now;
 end if;
 for I in 1 .. Number loop
 delay until Next_Time;
 P;
 Next_Time := Next_Time + Interval;
 end loop;
end Call;
```

2 The trouble with writing

```
 delay Next_Time - Clock;
```

is that the task might be temporarily suspended between calling `Clock` and issuing the `delay`; the `delay` would then be wrong by the amount of time for which the task did not have a processor.

```
3 use Calendar;
Date: Time;
Y: Year_Number;
M: Month_Number;
D: Day_Number;
S: Day_Duration;
High_Noon: Time;
...
Split(Clock, Y, M, D, S);
High_Noon := Time_Of(Y, M, D, 43_200.0);
if S > 43_200.0 then -- afternoon, so add a day
 High_Noon := High_Noon + 86_400.0;
end if;
```

#### Exercise 20.4

```
1 protected Variable is
 entry Read(Value: out Item);
 procedure Write(New_Value: in Item);
private
 Data: Item;
```

```

Value_Set: Boolean := False;
end Variable;
protected body Variable is
entry Read(Value: out Item) when Value_Set is
begin
Value := Data;
end Read;

procedure Write(New_Value: in Item) is
begin
Data := New_Value;
Value_Set := True; -- clear the barrier
end Write;
end Variable;

```

The problem with this solution is that it no longer allows multiple readers because the function has been replaced by an entry.

- 2 This is a bit of a trick question. It cannot be done because a discriminant is not static and therefore cannot be used to declare the type `Index`. One possible alternative is to make the index type of the array and the type of the variables `In_Ptr` and `Out_Ptr` to be type `Integer` and to use the `mod` operator to do the cyclic arithmetic. The structure would then be

```

generic
type Item is private;
package Buffers is
type Item_Array is array (Integer range <>) of Item;
protected type Buffering(N: Integer) is
-- and so on
end Buffering;
end Buffers;

```

- 3 **protected** Buffer is  
**entry** Put(X: in Item);  
**entry** Get(X: out Item);  
**private**  
V: Item;  
Is\_Set: Boolean := False;  
**end**;  
**protected body** Buffer is  
**entry** Put(X: in Item) **when not** Is\_Set is  
**begin**  
V := X;  
Is\_Set := True;  
**end** Put;  
**entry** Get(X: out Item) **when** Is\_Set is  
**begin**  
X := V;  
Is\_Set := False;  
**end** Get;  
**end** Buffer;

- 4 **protected** Char\_To\_Line is  
**entry** Put(C: in Character);  
**entry** Get(L: out Line);  
**private**  
Buffer: Line;  
Count: Integer := 0; -- number of items in buffer  
**end**;  
**protected body** Char\_To\_Line is  
**entry** Put(C: in Character) **when**  
Count < Buffer'Last is  
**begin**  
Count := Count + 1;  
Buffer(Count) := C;  
**end** Put;  
**entry** Get(L: out Line) **when** Count = Buffer'Last is  
**begin**  
Count := 0;  
L := Buffer;  
**end** Get;  
**end** Char\_To\_Line;

#### Exercise 20.7

- 1 **protected type** Mailbox is  
**entry** Deposit(X: in Item);  
**entry** Collect(X: out Item);  
**private**  
Full: Boolean := False;  
Local: Item;  
**end**;  
**protected body** Mailbox is  
**entry** Deposit(X: in Item) **when not** Full is  
**begin**  
Local := X;  
Full := True;  
**end** Deposit;  
**entry** Collect(X: out item) **when** Full is  
**begin**  
X := Local;  
Full := False;  
**end** Collect;  
**end** Mailbox;

This mailbox is reusable whereas the task version was not (indeed the task just terminated after use). We could prevent the protected object from being reused by further state variables.

The advantages of the protected object are that there need be no concern with termination in the event of it not being used and it is of course much more efficient. A possible disadvantage is that the closely coupled form is not possible.

### 38 Answers to exercises

#### Exercise 20.8

```

1 task type Buffering is
 entry Put(X: in Item);
 entry Finish;
 entry Get(X: out Item);
end;

task body Buffering is
 N: constant := 8;
 type Index is mod N;
 A: array (Index) of Item;
 In_Ptr, Out_Ptr: Index := 0;
 Count: Integer range 0 .. N := 0;
 Finished: Boolean := False;
begin
 loop
 select
 when Count < N =>
 accept Put(X: in Item) do
 A(In_Ptr) := X;
 end;
 In_Ptr := In_Ptr + 1; Count := Count + 1;
 or
 accept Finish;
 Finished := True;
 or
 when Count > 0 =>
 accept Get(X: out Item) do
 X := A(Out_Ptr);
 end;
 Out_Ptr := Out_Ptr + 1; Count := Count - 1;
 or
 when Count = 0 and Finished =>
 accept Get(X: out Item) do
 raise Done;
 end;
 end select;
 end loop;
exception
 when Done =>
 null;
end Buffering;

```

This curious example illustrates that there may be several accept statements for the same entry in the one select statement. The exception Done is propagated to the caller and also terminates the loop in Buffering before being quietly handled. Of course the exception need not be handled by Buffering because exceptions propagated out of tasks are lost, but it is cleaner to do so.

- 2 The server aborts the caller during the rendezvous thereby placing the caller into an abnormal state. Although the caller cannot be

properly completed until after the rendezvous is finished (the server might have access to the caller's data space via a parameter), nevertheless the caller is no longer active and does not receive the exception Havoc.

```

3 select
 Trigger.Wait;
then abort
 loop
 ... -- compute next estimate in Z
 -- then store it in the protected object
 Result.Put_Estimate(Z);
 -- loop back to improve estimate
 end loop;
end select;

```

#### Exercise 20.9

1 If we wrote

```

requeue Reset with abort;

```

then there would be a risk that the task that called Signal was aborted before it could clear the occurred flag. The system would then be in a mess since subsequent tasks calling Wait could proceed without waiting for the next signal.

2 **protected** Event is

```

entry Wait;
procedure Signal;
private
 Occurred: Boolean := False;
end Event;

protected body Event is
entry Wait when Occurred is
begin
 if Wait'Count = 0 then
 Occurred := False;
 end if;
 end Wait;

procedure Signal is
begin
 if Wait'Count > 0 then
 Occurred := True;
 end if;
 end Signal;
end Event;

```

The last of the waiting tasks to be let go clears the occurred flag back to false (the last one out switches off the light). It is important that the procedure Signal does not set the occurred flag if there are no tasks waiting since in such a case there is no waiting task to clear it and the signal would persist (remember this is a model of a

transient signal).

An amazing alternative solution is

```

protected Event is
 entry Wait;
 entry Signal;
end Event;

protected body Event is
 entry Wait when Signal'Count > 0 is
 begin
 null;
 end Wait;

 entry Signal when Wait'Count = 0 is
 begin
 null;
 end Signal;
end Event;

```

This works because joining an entry queue is a protected action and results in the evaluation of barriers (just as they are evaluated when a protected procedure or entry body finishes). Note that there is no protected data (and hence no private part) and that both entry bodies are null; in essence the protected data is the Count attributes and these therefore behave properly. In contrast, the Count attributes of task entries are not reliable because joining and leaving task entry queues are not protected in any way.

```

3 task Controller is
 entry Sign_In(P: Priority; D: Data);
private
 entry Request(Priority) (P: Priority; D: Data);
end;

task body Controller is
 Total: Integer := 0;
begin
 loop
 if Total = 0 then
 accept Sign_In(P: Priority; D: Data) do
 Total := 1;
 requeue Request(P);
 end;
 end if;
 loop
 select
 accept Sign_In(P: Priority; D: Data) do
 Total := Total + 1;
 requeue Request(P);
 end;
 else
 exit;
 end select;
 end loop;

```

```

for P in Priority loop
 select
 accept Request(P) (P: Priority; D: Data) do
 Action(D);
 end;
 Total := Total - 1;
 exit;
 else
 null;
 end select;
end loop;
end Controller;

```

The variable Total records the total number of requests outstanding. Each time round the outer loop, the task waits for a call of Sign\_In if no requests are in the system, it then services any outstanding calls of Sign\_In. The calls to Sign\_In requeue onto the appropriate member of the entry family Request. The task then deals with a request of the highest priority. Observe that we had to make P a parameter of the entry family as well as the index; this is because requeue can only be to an entry with the same parameter profile (or parameterless).

Note that the solution works if a calling task is aborted; this is because the requeue does not specify **with abort** and so is considered as part of the abort deferred region of the original rendezvous.

```

4 package Monitor is
 protected Call is
 entry Job(D: Data);
 end;
private
 task The_Task is
 entry Job(D: Data);
 end;
end;

package body Monitor is
 protected body Call is
 entry Job(D: Data) when True is
 begin
 Log_The_Call(Calendar.Clock);
 requeue The_Task.Job;
 end Job;
 end Call;
 ...
end Monitor;

```

## 40 Answers to exercises

### Exercise 20.10

```

1 package Cobblers is
 procedure Mend(A: Address; B: Boots);
end;

package body Cobblers is
 type Job is
 record
 Reply: Address;
 Item: Boots;
 end record;

 package P is new Buffers(Job);
 use P;
 Boot_Store: Buffer(100);

 task Server is
 entry Request(A: Address; B: Boots);
 end;

 task type Repairman;
 Tom, Dick, Harry: Repairman;

 task body Server is
 Next_Job: Job;
 begin
 loop
 accept Request(A: Address; B: Boots) do
 Next_Job := (A, B);
 end;
 Put(Boot_Store, Next_Job);
 end loop;
 end Server;

 task body Repairman is
 My_Job: Job;
 begin
 loop
 Get(Boot_Store, My_Job);
 Repair(My_Job.Item);
 My_Job.Reply.Deposit(My_Job.Item);
 end loop;
 end Repairman;

 procedure Mend(A: Address; B: Boots) is
 begin
 Server.Request(A, B);
 end;
end Cobblers;

```

We have assumed that the type `Address` is an access to a mailbox for handling boots. Note one anomaly; the server accepts boots from the customer before checking the store – if it turns out to be full, he is left holding them. In all, the shop can hold 104 pairs of boots – 100 in store, 1 with the server and 1 with each repairman.

## Answers 21

### Exercise 21.1

```

1 function Volume(C: Cylinder) return Float is
begin
 return Area(C.Base) * C.Height;
end Volume;

function Area(C: Cylinder) return Float is
begin
 return 2.0*Area(C.Base) +
 2.0*Pi*C.Base.Radius*C.Height;
end Area;

```

We cannot apply the function `Moment` to a cylinder because the type `Cylinder` is not in `Object/Class`. We are thus protected from such foolishness.

### Exercise 21.3

```

1 with Ada.Finalization; use Ada;
generic
 type Raw_Type is tagged private;
package Tracking is
 type Tracked_Type is new Raw_Type with private;
 function Identity(TT: Tracked_Type) return Integer;
private
 type Control is new Finalization.Controlled with
 record
 Identity_Number: Integer;
 end record;

 procedure Initialize(C: in out Control);
 procedure Adjust(C: in out Control);
 procedure Finalize(C: in out Control);

 type Tracked_Type is new Raw_Type with
 record
 Component: Control;
 end record;
end Tracking;

package body Tracking is
 The_Count: Integer := 0;
 Next_One: Integer := 1;

 function Identity(TT: Tracked_Type)
 return Integer is
 begin
 return TT.Component.Identity_Number;
 end Identity;

 procedure Initialize(C: in out Control) is
 begin
 The_Count := The_Count + 1;
 C.Identity_Number := Next_One;
 Next_One := Next_One + 1;
 end Initialize;

```



```

 procedure Adjust ...
 procedure Finalize ...
end Tracking;

2 with Objects; use Objects;
with Tracking;
package Hush_Hush is
 type Secret_Shape is new Object with private;
 function Shape_Identity(SS: Secret_Shape)
 return Integer;
 ...
private
 package Q is
 new Tracking(Raw_Type => Object);
 type Secret_Shape is new Q.Tracked_Type with
 record
 ... -- other hidden components
 end record;
end Hush_Hush;

package body Hush_Hush is
 function Shape_Identity(SS: Secret_Shape)
 return Integer is
 begin
 return Identity(SS);
 end Shape_Identity;
 ...
end Hush_Hush;

```

Note carefully that the type `Secret_Shape` inherits the function `Identity` from `Q.Tracked_Type`. Of course we could have laboriously written

```
return Q.Identity(Q.Tracked_Type(SS));
```

However, we do not actually have to write out a body for `Shape_Identity` but can simply use a renaming thus

```
function Shape_Identity(SS: Secret_Shape)
 return Integer renames Identity;
```

#### Exercise 21.4

```

1 package body Lists is
 procedure Insert(After: Cell_Ptr; Item: Cell_Ptr) is
 begin
 if Item = null or else Item.Next /= null then
 raise List_Error;
 end if;
 if After = null then
 raise List_Error;
 end if;
 Item.Next := After.Next;
 After.Next := Item;
 end Insert;

 function Remove(After: Cell_Ptr) return Cell_Ptr is
 Result: Cell_Ptr;

```

```

begin
 if After = null then
 raise List_Error;
 end if;
 Result := After.Next;
 if Result /= null then
 After.Next := Result.Next;
 Result.Next := null;
 end if;
 return Result;
end Remove;

function Next(After: Cell_Ptr) return Cell_Ptr is
begin
 if After = null then
 raise List_Error;
 end if;
 return After.Next;
end Next;
end Lists;

```

Note that we do not have to do anything about a dummy first element. The user has to do that by declaring a list with one cell already in place by for example

```
The_List: Cell_Ptr := new Cell;
```

- 2 Using null exclusions enables most of the checks to be omitted. The subprograms become

```

procedure Insert(After: not null Cell_Ptr;
 Item: not null Cell_Ptr) is
begin
 if Item.Next /= null then
 raise List_Error;
 end if;
 Item.Next := After.Next;
 After.Next := Item;
end Insert;

function Remove(After: not null Cell_Ptr)
 return Cell_Ptr is
begin
 return Result: Cell_Ptr := After.Next do
 if Result /= null then
 After.Next := Result.Next;
 Result.Next := null;
 end if;
 end return;
end Remove;

function Next(After: not null Cell_Ptr)
 return Cell_Ptr is
begin
 return After.Next;
end Next;

```

## 42 Answers to exercises

### Exercise 21.5

```

1 package List_Iteration_Stuff is
 new Iteration_Stuff(Lists.List,
 Lists.Iterators.Iterator);

 procedure Green_To_Red is
 new Generic_Green_To_Red(I_S =>
 List_Iteration_Stuff);

2 package Iterators is
 type Structure is interface;
 procedure Iterate(S: in Structure;
 Action: access procedure (C: in out Colour));
end;

package Trees is
 type Tree is new Structure with private;
 ...
 procedure Iterate(T: in Tree;
 Action: access procedure (C: in out Colour));
private
 type Node;
 type Node_Ptr is access Node;

 type Node is
 record
 Left, Right: Node_Ptr;
 C: Colour;
 end record;
 type Tree is new Structure with
 record
 Root: Node_Ptr;
 end record;
end;

package body Trees is
 ...
 procedure Iterate(T: in Tree;
 Action: access procedure (C: in out Colour)) is
 procedure Inner(N: in Node_Ptr) is
 begin
 if N /= null then
 Action(N.C); -- indirect call
 Inner(N.Left);
 Inner(N.Right);
 end if;
 end Inner;
 begin
 Inner(T.Root);
 end Iterate;
end Trees;

```

Note that Action is an access to procedure parameter of the primitive procedure Iterate of the interface Structure. This is called from within the body of Iterate. We then have

```

function Count(S: Structure'Class; C: Colour)
 return Natural is
 Result: Natural := 0;

 procedure Action(C: in out Colour) is
 begin
 if C = Count.C then
 Result := Result + 1;
 end if;
 end Action;

 begin
 Iterate(S, Action'Access); -- dispatch on S
 end Count;

Oak: Tree; -- declare some tree
... -- build the tree
N := Count(Oak, Green);

Nota that this has a mixture of dispatching and
access to subprogram calls.

```

### Exercise 21.8

```

1 The tagged type case is easy; we simply write

package People is
 type Person_Name(<>) is private;
 type Mans_Name (<>) is private;
 type Womans_Name(<>) is private;

 function Man_Of(P: Person_Name)
 return Mans_Name;

 function Woman_Of(P: Person_Name)
 return Womans_Name;

 function Person_Of(M: Mans_Name)
 return Person_Name;

 function Person_Of(W: Womans_Name)
 return Person_Name;
 ... -- other subprograms
private
 type Person;
 ...
 type Person_Name is access all Person'Class;
 type Mans_Name is access all Man;
 ...
 type Person is abstract tagged ...
 ...
end People;

where the private part is exactly as before. The
conversion functions are simply

function Man_Of(P: Person_Name)
 return Mans_Name is
begin
 Mans_Name(P);
end;

```

and so on. Remember that conversion is allowed between general access types referring to derived types in the same class. Constraint\_Error is raised if we attempt to convert a person to a name of the wrong sex. Conversion in the opposite direction (towards the root) always works.

The variant formulation requires more care. We cannot write, in the private part, something like

```
type Person_Name is access Person;
type Mans_Name is access Person(Male);
```

because the full type always has to be a new type. But we can write

```
type Person_Name is access all Person;
type Mans_Name is access all Person(Male);
type Womans_Name is access all Person(Female);
```

where we have again used general access types so that that we can convert between them.

## Answers 22

### Exercise 22.2

```
1 procedure Gauss_Seidel is
 N: constant := 5;
 subtype Full_Grid is Integer range 0 .. N;
 subtype Grid is Full_Grid range 1 .. N-1;
 type Real is digits 7;
 Tolerance: constant Real := 0.0001;
 Error_Limit: constant Real := Tolerance * (N-1)**2;
 Converged: Boolean := False;
 Error_Sum: Real;

 function F(I, J: Grid) return Real is separate;

 task type Iterator is
 entry Start(I, J: in Grid);
 end;

 protected type Point is
 procedure Set_P(X: in Real);
 function Get_P return Real;
 function Get_Delta_P return Real;
 procedure Set_Converged(B: in Boolean);
 function Get_Converged return Boolean;
 private
 Converged: Boolean := False;
 P: Real;
 Delta_P: Real;
 end;

 Process: array (Grid, Grid) of Iterator;
 Data: array (Full_Grid, Full_Grid) of Point;

 task body Iterator is
 I, J: Grid;
```

```
 P: Real;
begin
 accept Start(I, J: in Grid) do
 Iterator.I := Start.I;
 Iterator.J := Start.J;
 end Start;

 loop
 P := 0.25 * (Data(I-1, J).Get_P +
 Data(I+1, J).Get_P +
 Data(I, J-1).Get_P +
 Data(I, J+1).Get_P - F(I, J));
 Data(I, J).Set_P(P);
 exit when Data(I, J).Get_Converged;
 end loop;
end Iterator;

protected body Point is
 procedure Set_P(X: in Real) is
 begin
 Delta_P := X - P;
 P := X;
 end;

 function Get_P return Real is
 begin
 return P;
 end;

 function Get_Delta_P return Real is
 begin
 return Delta_P;
 end;

 procedure Set_Converged(B: in Boolean) is
 begin
 Converged := B;
 end;

 function Get_Converged return Boolean is
 begin
 return Converged;
 end;
end Point;

begin -- of main subprogram; tasks now active

 for I in Grid loop
 for J in Grid loop -- tell them who they are
 Process(I, J).Start(I, J);
 end loop;
 end loop;

 loop
 Error_Sum := 0.0;
 for I in Grid loop
 for J in Grid loop
 Error_Sum := Error_Sum +
 Data(I, J).Get_Delta_P**2;
 end loop;
 end loop;
 end loop;
```

## 44 Answers to exercises

```

 Converged := Error_Sum < Error_Limit;
 exit when Converged;
end loop;
-- tell protected objects that system has converged
for I in Grid loop
 for J in Grid loop
 Data(I, J).Set_Converged(True);
 end loop;
end loop;
-- output results
end Gauss_Seidel;

```

Note that there are protected objects on the boundary points but we have not shown how to initialize them. The central computation could be made neater by using renaming in order to avoid repeated evaluation of `Data(I, J)` and so on; this would also speed things up. Thus we could write

```

function Get_P1 return Real
renames Data(I-1, J).Get_P;
function Get_P2 return Real
renames Data(I+1, J).Get_P;
...
procedure Set_P(X: in Real)
renames Data(I, J).Set_P;
function Get_Converged return Boolean
renames Data(I, J).Get_Converged;

```

and then

```

Set_P(0.25 *
 (Get_P1+Get_P2+Get_P3+Get_P4 - F(I, J)));
exit when Get_Converged;

```

### Exercise 22.3

```

1 protected A_Map is new Map with
 procedure Insert(K: in Key; V: in Value);
 procedure Find(K: in Key; V: out Value);
private
 ...
end A_Map;

```

### Exercise 22.4

```

1 procedure Handle(CD: access Cannon_Data;
 E: in Exception_Occurrence) is
begin
 if Exception_Identity(E) = Bang_Identity then
 Put_Line("Cannon seems to have exploded.");
 Put("Perhaps ");
 Put(CD.Pounds_Of_Powder);
 Put(" pounds of powder was too much!");
 else
 Put("Some other catastrophe ...");
 end if;
end Handle;

2 The root package might be
package Root_Activity is
 type Root_Descriptor is abstract tagged private;
 function No_Of_Cycles return Integer;
 function No_Of_Cycles(D: access
 Root_Descriptor'Class) return Integer;
private
 Total_Count: Integer := 0;
 type Root_Descriptor is tagged
 record
 Instance_Count: Integer := 0;
 end record;
end;

package body Root_Activity is
 function No_Of_Cycles return Integer is
 begin
 return Total_Count;
 end;

 function No_Of_Cycles(D: access
 Root_Descriptor'Class) return Integer is
 begin
 return D.Instance_Count;
 end;
end Root_Activity;

The type Descriptor and associated operations
are now placed in the child package together
with the task type Control whose body is
modified to update the counts on each cycle.
Remember that the body of a child package can
see the private part of its parent. So we have

package Root_Activity.Cyclic is
 type Descriptor is new Root_Descriptor with ...
 ...
 task type Control(Activity: access Descriptor'Class);
end;

package body Root_Activity.Cyclic is
 ...

```

```

task body Control is
 Next_Time: Calendar.Time := Activity.Start_Time;
begin
 loop
 Total_Count := Total_Count + 1;
 Activity.Instance_Count :=
 Activity.Instance_Count + 1;
 delay until Next_Time;
 ...
 end Control;
end Root_Activity.Cyclic;

```

- 3 It could be rewritten as follows. Type extension is necessary to pass the additional data.

```

task type Control(Activity: access Descriptor'Class);
task body Control is
 Next_Time: Calendar.Time := Activity.Start_Time;
begin
 loop
 delay until Next_Time;
 Activity.Action(Activity); -- indirect call
 Next_Time := Next_Time + Activity.Interval;
 exit when Next_Time > Activity.End_Time;
 end loop;
 Activity.Last_Wishes(Activity); -- indirect call
exception
 when Event: others =>
 Activity.Handle(Activity, Event); -- indirect call
end Control;
package Root_Activity is
 type Descriptor is tagged;
 type Action_Type is access
 procedure (D: access Descriptor'Class);
 type Last_Wishes_Type is access
 procedure (D: access Descriptor'Class);
 type Handle_Type is access
 procedure (D: access Descriptor'Class;
 E: in Exception_Occurrence);

 procedure Null_Last_Wishes
 (D: access Descriptor'Class) is null;
 procedure Default_Handle
 (D: access Descriptor'Class;
 E: in Exception_Occurrence);

 type Descriptor is tagged
 record
 Start_Time, End_Time: Calendar.Time;
 Interval: Duration;
 Action: Action_Type;
 Last_Wishes: Last_Wishes_Type :=
 Null_Last_Wishes'Access;
 Handle: Handle_Type :=
 Default_Handle'Access;
 end record;
end;

```

```

package body Root_Activity is
 procedure Default_Handle
 (D: access Descriptor'Class;
 E: in Exception_Occurrence) is
 begin
 Put_Line("Unhandled exception");
 Put_Line(Exception_Information(E));
 end Default_Handle;

 end Root_Activity;
use Root_Activity;

 type Cannon_Data is new Descriptor with
 record
 Pounds_Of_Powder: Integer;
 end record;

 procedure Cannon_Action
 (D: access Descriptor'Class) is
 begin
 Load_Cannon(Cannon_Data(D.all),
 Pounds_Of_Powder);
 Fire_Cannon;
 end Cannon_Action;

 The_Data: aliased Cannon_Data :=
 (Start_Time => High_Noon;
 End_Time => When_The_Stars_Fade_And_Fall;
 Interval => 24*Hours;
 Action => Cannon_Action'Access;
 ...
 Pounds_Of_Powder => 100);

 Cannon_Task: Control(The_Data'Access);

```

So here is a deep point. The access problems are overcome by type extension itself and not by the dispatching. However, the dispatching approach is neater because the default subprograms are automatically inherited and do not clutter the record.

#### Exercise 22.5

```

package Start_Up
 with Elaborate_Body is
 end;

 with Ada.Task_Termination;
 use Ada.Task_Termination;
 package body Start_Up is
 begin
 Set_Dependents_Fallback_Handler
 (RIP.One'Access);
 end Start_Up;

 with Start_Up; pragma Elaborate(Start_Up);
 package Library_Tasks is
 ... -- declare library tasks here
 end;

```

## 46 Answers to exercises

### Answers 23

#### Exercise 23.3

- Index(S, Decimal\_Digit\_Set or To\_Set('.'))
- "begins" which seems to be the longest word in English with the letters in alphabetical order. Other Ada words, "abort" and "first", are good runners-up.
- ```

function Make_Map(K: String)
    return Character_Mapping is
    Key_Set, Non_Key_Set: Character_Set;
    In_letters, Out_Letters: String(1 .. 26);
begin
    Key_Set := To_Set(To_Upper(K));
    Non_Key_Set := To_Set('A', 'Z') - Key_Set;
    In_Letters := To_Sequence(Key_Set) &
        To_Sequence(Non_Key_Set);
    Out_Letters := To_Sequence(To_Set('A', 'Z'));
    return To_Mapping
        (In_Letters & To_Lower(In_Letters),
         Out_Letters & To_Lower(Out_Letters));
end Make_Map;
...
Translate(S, Make_Map("Byron"));

```

- ```

function Decode(M: Character_Mapping)
 return Character_Mapping is
begin
 return To_Mapping(To_Range(M), To_Domain(M));
end Decode;
...
Translate(S, Decode(Make_Map("Byron")));

```

The functions `To_Domain` and `To_Range` produce the domain and range of the original mapping and the reverse map is simply created by calling `To_Mapping` with them reversed. Note that `To_Mapping` raises `Translation_Error` anyway if the first argument has duplicates and so no additional check is required.

#### Exercise 23.4

- ```

with Ada.Numerics.Elementary_Functions;
use Ada.Numerics;
package body Simple_Maths is
    function Sqrt(F: Float) return Float is
    begin
    return Elementary_Functions.Sqrt(F);
    exception
    when Argument_Error =>
        raise Constraint_Error;
    end Sqrt;

```

```

function Log(F: Float) return Float is
begin
    return Elementary_Functions.Log(F, 10.0);
exception
when Argument_Error =>
    raise Constraint_Error;
end Log;

function Ln(F: Float) return Float is
begin
    return Elementary_Functions.Log(F);
exception
when Argument_Error =>
    raise Constraint_Error;
end Ln;

function Exp(F: Float) return Float
    renames Elementary_Functions.Exp;

function Sin(F: Float) return Float
    renames Elementary_Functions.Sin;

function Cos(F: Float) return Float
    renames Elementary_Functions.Cos;

end Simple_Maths;

```

We did not write a use clause for `Elementary_Functions` because it would not have enabled us to write for example `return Sqrt(F)`; since this would have resulted in an infinite recursion.

```

type Hand is (Paper, Stone, Scissors);
type Jacks_Hand is new Hand;
type Jills_Hand is new Hand;
type Outcome is (Jack, Draw, Jill);
Payoff: array (Jacks_Hand, Jills_Hand) of Outcome :=
    ((Draw, Jack, Jill),
     (Jill, Draw, Jack),
     (Jack, Jill, Draw));
package Random_Hand is
    new Discrete_Random(Hand);
use Random_Hand;
Jacks_Gen: Generator;
Jills_Gen: Generator;
Result: Outcome;
...
Reset(Jacks_Gen); Reset(Jills_Gen);
loop
    Result := Payoff(Jacks_Hand(Random(Jacks_Gen)),
                    Jills_Hand(Random(Jills_Gen)));
    case Result is
    when Jack =>
        ...
    when Draw =>
        ...
    when Jill =>
        ...
    end case;
end loop;

```

23.4

The types `Jacks_Hand` and `Jills_Hand` are introduced simply so that the array `Payoff` cannot be indexed incorrectly. There are clearly lots of different ways of doing this example. A more object oriented approach might be to declare a type `Player` containing the personal generator and perhaps the player's score.

Exercise 23.5

```
1 with Ada.Direct_IO;
   generic
     type Element is private;
   procedure Rev(From, To: in String);
   procedure Rev(From, To: in String) is
     package IO is new Ada.Direct_IO(Element);
     use IO;
     Input: File_Type;
     Output: File_Type;
     X: Element;
   begin
     Open(Input, In_File, From);
     Open(Output, Out_File, To);
     Set_Index(Output, Size(Input));
     loop
       Read(Input, X);
       Write(Output, X);
       exit when End_Of_File(Input);
       Set_Index(Output, Index(Output)-2);
     end loop;
     Close(Input);
     Close(Output);
   end Rev;
```

Remember that **reverse** is a reserved word. Note also that this does not work if the file is empty (the first call of `Set_Index` will raise `Constraint_Error`).

Exercise 23.6

1 The output is shown in string quotes in order to reveal the layout. Spaces are indicated by s. In reality of course, there are no quotes and spaces are spaces.

(a) "Fred"	(f) "ss8#170#"
(b) "sss120"	(g) "-3.80000E+01"
(c) "sssss120"	(h) "sssss7.00E-2"
(d) "120"	(i) "3.1416E+01"
(e) "-120"	(j) "1.0E+10"

```
2 with Ada.Text_IO;
   with Ada.Float_Text_IO;
   use Ada;
   package body Simple_IO is
     procedure Get(F: out Float) is
```

Answers to exercises

47

```
begin
  Float_Text_IO.Get(F);
end Get;

procedure Put(F: in Float) is
begin
  Float_Text_IO.Put(F);
end Put;

procedure Put(S: in String)
renames Text_IO.Put;

procedure New_Line(N: in Integer := 1) is
begin
  Text_IO.New_Line(Text_IO.Count(N));
end New_Line;

end Simple_IO;
```

We have used the nongeneric package `Ada.Float_Text_IO`. We have to use the full dotted notation to avoid recursion. We cannot use renaming for `Get` and `Put` for the type `Float` because those in `Float_Text_IO` have additional parameters (which have defaults).

The other point of note is the type conversion in `New_Line`.

Exercise 23.7

```
1 procedure Date_Read(Stream: not null access
  Root_Stream_Type'Class;
  Item: out Date) is
  Month_Number: Integer range 1 .. 12;
begin
  Integer'Read(Stream, Item.Day);
  Integer'Read(Stream, Month_Number);
  Item.Month := Month_Name'Val(Month_Number - 1);
  Integer'Read(Stream, Item.Year);
end Date_Read;
...
for Date'Read use Date_Read;
```

Answers 24

Exercise 24.2

```
1 private with Ada.Containers.Doubly_Linked_Lists;
   package Queues is
     Empty: exception;
     type Queue is limited private;
     procedure Join(Q: in out Queue; X: in Item);
     procedure Remove(Q: in out Queue; X: out Item);
     function Length(Q: Queue) return Integer;
   private
     use Ada.Containers;
     package Q_Container is
       new Doubly_Linked_Lists(Item);
```

48 Answers to exercises

```

type Queue is
    new Q_Container.List with null record;
end;

package body Queues is
    procedure Join(Q: in out Queue; X: in Item) is
    begin
        Append(Q, Item);
    end Join;

    procedure Remove(Q: in out Queue; X: out Item) is
    begin
        if Is_Empty(Q) then
            raise Empty;
        end if;
        X := First_Element(Q);
        Delete_First(Q);
    end Remove;

    function Length(Q: Queue) return Integer is
    begin
        return Integer(Count_Type'(Q.Length));
    end Length;

end Queues;

```

We have used a private with clause since there is no need for access to the container in the visible part of the package.

The type Queue is not visibly tagged but is visibly limited. The fact that the full type is tagged but not limited does not matter.

The function Length which results from the instantiation and type derivation might appear to clash with the function Length that we have to provide. But the new one has result of type Count_Type (which is declared in Ada.Containers). Thus the call of Q.Length can be qualified to select the correct one and the result is then converted.

Exercise 24.3

```

1 private with Ada.Containers.Vectors;
package Queues is
    Empty: exception;
    type Queue is limited private;
    procedure Join(Q: in out Queue; X: in Item);
    procedure Remove(Q: in out Queue; X: out Item);
    function Length(Q: Queue) return Integer;
private
    use Ada.Containers;
    package Q_Container is new Vectors(Item);
    use Q_Container;
    type Queue is new Vector with null record;
end;

```

The body remains unchanged. But it will be terribly slow because each call of Remove will result in the vector sliding.

```

2 with Ada.Containers.Vectors;
with Ada.Containers.Doubly_Linked_Lists;
use Ada.Containers;
generic
    with package DLL is
        new Doubly_Linked_Lists(<>);
    with package V is new Vectors(
        Element_Type => DLL.Element_Type;
        others => <>);
function Convert(The_Vector: V.Vector)
    return DLL.List;

function Convert(The_Vector: V.Vector)
    return DLL.List is

    The_List: DLL.List;
begin;
    for Ind in The_Vector.First_Index ..
        The_Vector.Last_Index loop
        The_List.Append(The_Vector.Element(Ind));
    end loop;
    return The_List;
end Convert;

```

We have to ensure that the element types of both containers are the same. But the Index_Type for the vector does not matter nor do the equality operations have to be the same – so we have used the **others => <>** notation to cover them.

The function body could be written in many ways. We have chosen to use the index facilities of the vector container for illustration. We could equally have used a cursor thus

```

function Convert(The_Vector: V.Vector)
    return DLL.List is

    The_List: DLL.List;
    V_Cursor: V.Cursor;
begin;
    V_Cursor := The_Vector.First;
    loop
        exit when V_Cursor = V.No_Element;
        The_List.Append(The_Vector.Element(
            V.Next(V_Cursor));
    end loop;
    return The_List;
end Convert;

```

```

3 with Ada.Containers.Vectors;
with Ada.Containers.Doubly_Linked_Lists;
use Ada.Containers;
generic
    with package DLL is
        new Doubly_Linked_Lists(<>);

```



```

with package V is new Vectors(
  Index_Type => <>;
  Element_Type => DLL.Element_Type;
  "=" => DLL."=");
function Equals(The_Vector: V.Vector;
  The_List: DLL.List) return Boolean;
function Equals(The_Vector: V.Vector;
  The_List: DLL.List) return Boolean is
begin;
  if The_List.Length /= The_Vector.Length then
    return False;
  end if;
  for Ind in The_Vector.First_Index ..
    The_Vector.Last_Index loop
    if The_List.Find(The_Vector.Element(Ind)) =
      DLL.No_Element then
      return False;
    end if;
  end loop;
  return True;
end Equals;

```

In this case it is necessary for the equality operations to be the same, but naturally the `Index_Type` does not matter.

This simple solution assumes that there is no duplication of elements. It checks that the two containers have the same number of elements and that for each element in the vector there is an element in the list with the same value. The reader is invited to extend the solution to avoid the assumption of no duplication.

Exercise 24.4

```

1 with Ada.Containers.Ordered_Maps;
  with Ada.Tags; use Ada.Tags;
  package body Tag_Registration is
  package Map_It is
    new Ada.Containers.Ordered_Maps(
      Key_Type => Character,
      Element_Type => Tag);
  use Map_It;
  The_Map: Map;
  procedure Register(The_Tag: Tag;
    Code: Character) is
  begin
    The_Map.Insert(Code, The_Tag);
  end Register;
  function Decode(Code: Character) return Tag is
  C: Cursor := The_Map.Find(Code);
  begin
  if C = No_Element then
    return No_Tag;
  else

```

```

    return Element(C);
  end if;
  end Decode;
end Tag_Registration;

```

The test for `No_Element` in `Decode` could be done in several ways. We could use `Has_Element` or we could even crudely call the function `Element` that directly takes a `Code` and this would raise `Constraint_Error` which could then be handled to return `No_Tag`. Thus

```

function Decode(Code: Character) return Tag is
begin
  return The_Map.Element(Code);
exception
  when Constraint_Error =>
    return No_Tag;
end Decode;

```

Shorter but not sweeter.

Exercise 24.5

```

1 with Abstract_Sets;
  private with Ada.Containers.Ordered_Sets;
  package Container_Sets is
  type C_Set is
    new Abstract_Sets.Set with private;
  function Empty return C_Set;
  function Unit(E: Element) return C_Set;
  function Union(S, T: C_Set) return C_Set;
  function Intersection(S, T: C_Set) return C_Set;
  procedure Take(From: in out C_Set;
    E: out Element);
  private
  use Ada.Containers;
  package S_Container is
    new Ordered_Sets(Element);
  use S_Container;
  type C_Set is new Abstract_Sets.Set with
    record
      The_Set: Set; -- that is S_Container.Set
    end record;
  end;
  package body Container_Sets is
  function Empty return C_Set is
  begin
    return (The_Set => Empty_Set);
  end Empty;
  function Unit(E: Element) return C_Set is
  begin
    return R: C_Set := (The_Set => <>) do
      R.The_Set.Insert(E);
    end return;
  end;
  end;

```

50 Answers to exercises

```

function Union(S, T: C_Set) return C_Set is
begin
  return (The_Set => S.The_Set or T.The_Set);
end Union;

function Intersection(S, T: C_Set) return C_Set is
begin
  return (The_Set => S.The_Set and T.The_Set);
end Intersection;

procedure Take(From: in out C_Set;
               E: out Element) is
begin
  E := From.The_Set.First_Element;
  From.The_Set.Delete_First;
end Take;
end Container_Sets;

```

In this case we have used a wrapper and have to remember that aggregates of one element must be named. We have chosen to use an extended return for Unit – there is no need to initialize R but it helps to emphasize the structure.

If we use a hashed set then Take will need to be rewritten in terms of cursors because First_Element and Delete_First do not exist for hashed sets. Thus

```

procedure Take(From: in out C_Set;
               E: out Element) is
  C: Cursor;
begin
  C := From.The_Set.First;
  E := Element(C);
  From.The_Set.Delete(C);
end Take;

```

A more important point is that we can use multiple inheritance and so avoid the wrapper.

```

with Abstract_Sets;
private with Ada.Containers.Ordered_Sets;
package Container_Sets is
  type C_Set is
    new Abstract_Sets.Set with private;
  function Empty return C_Set;
  function Unit(E: Element) return C_Set;
  function Union(S, T: C_Set) return C_Set;
  function Intersection(S, T: C_Set) return C_Set;
  procedure Take(From: in out C_Set;
                E: out Element);
private
  use Ada.Containers;
  package S_Container is
    new Ordered_Sets(Element);
  use S_Container;
  type C_Set is new Set and Abstract_Sets.Set
    with null record;
end;

```

```

package body Container_Sets is
  function Empty return C_Set is
    begin
      return (Empty_Set with null record);
    end Empty;

  function Unit(E: Element) return C_Set is
    begin
      return R: C_Set do
        R.Insert(E);
      end return;
    end;

  function Union(S, T: C_Set) return C_Set is
    begin
      return S or T;
    end Union;

  function Intersection(S, T: C_Set) return C_Set is
    begin
      return S and T;
    end Intersection;

  procedure Take(From: in out C_Set;
                E: out Element) is
    begin
      E := From.First_Element;
      From.Delete_First;
    end Take;
end Container_Sets;

```

Using multiple inheritance makes the body a bit shorter. Note that Union and Intersection are not simply inherited; this is because although C_Set does inherit Union and Intersection from Set nevertheless they get overridden by the new ones we are trying to declare. But luckily the renamings **and** and **or** are also inherited and so we can use them instead. We could equally have used a renaming as body thus

```

function Union(S, T: C_Set) return C_Set
  renames "or";

```

Maybe the wrapper solution is easier to understand.

Exercise 24.10

```

function Most(The_Index: Text_Map)
  return String is
  Max: Count_Type := 0;
  L: Count_Type;
  Best_One: Indexes.Cursor;
begin
  for C in The_Index.Iterate loop
    L := Indexes.Element(C).Length;
    if L > Max then
      Best_One := C;

```

24.10

```

    Max := L;
  end if;
end loop;
return Indexes.Element(Best_One);
end Most;

```

Answers 25

Exercise 25.4

```

1 with Ada.Unchecked_Deallocation; use Ada;
package body Queues is
  procedure Free is
    new Unchecked_Deallocation(Cell, Cell_Ptr);
  ...
  procedure Remove(Q: in out Queue; X: out Item) is
    Old_First: Cell_Ptr := Q.First;
  begin
    if Q.Count = 0 then
      raise Empty;
    end if;
    X := Q.First.Data;
    Q.First := Q.First.Next;
    Q.Count := Q.Count - 1;
    if Q.Count = 0 then
      Q.Last := null;
    end if;
    Free(Old_First);
  end Remove;
  ...
end Queues;

```

Note that we assign **null** to Q.Last if the last item is removed. Otherwise it would continue to refer to the deallocated cell – of course, this should do no harm since it will never be used again but it seems wise not to tempt fate.

Answers to exercises 51

Answers 27

Exercise 27.1

- 1 (a) dynamic – Integer
 (b) static – Integer
 (c) static – *root_integer*

