CANAL WORKS AND SECTIONS.

LOCKS ON THE ST DENIS CANAL. FRANCE.

Fig. 1. PLAN

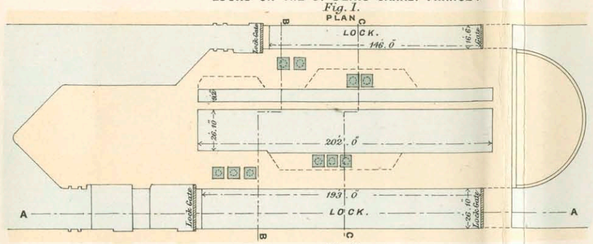

Fig. 2. SECTION ON A.A.

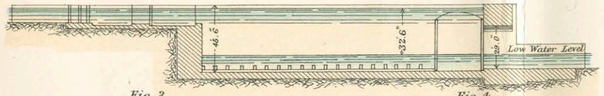

Fig. 3. SECTION ON B.B.

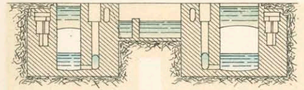

Fig. 4. SECTION ON C.C.

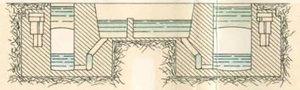

LOCK GATES.

Fig. 5. ELEVATION.

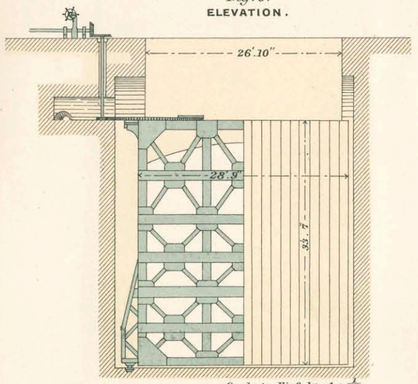

Fig. 6. SECTION.

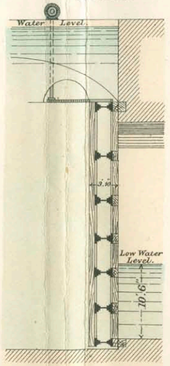

Scale to Figs 1 to 4 = 1/1000 — Feet 50 0 50 100 150 Feet.

Scale to Figs 5 & 6 = 1/200 — Feet 10 5 0 10 20 30 Feet.

Fig. 7. LOCK ON THE SCHELDT AND MEUSE CANAL. PLAN.

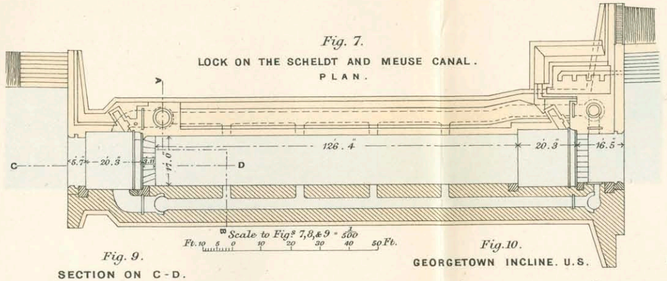

Scale to Figs 7, 8 & 9 = 1/200 — Ft. 10 5 0 10 20 30 40 50 Ft.

Fig. 8. SECTION ON A-B.

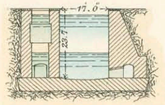

Fig. 9. SECTION ON C-D.

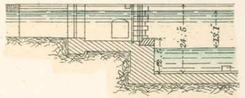

Fig. 10. GEORGETOWN INCLINE. U.S.

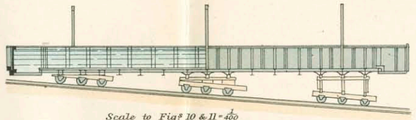

Scale to Figs 10 & 11 = 1/400 — Ft. 10 5 0 50 Ft.

Fig. 11. CROSS SECTION.

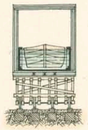

Fig. 12. LA LOUVIÈRE LIFT, BELGIUM.



CANAL SECTIONS 1/120.

Fig. 13. MONKLAND.

Fig. 14. WILTS AND BERKS.

Fig. 15. GRAND JUNCTION.

Fig. 16. GLASGOW AND PAISLEY.

Fig. 17. FORTH AND CLYDE.



Fig. 18. GLOUCESTER AND BERKELEY.

Fig. 19. CALEDONIAN.

Fig. 20. MANCHESTER.



Fig. 21. MARNE AND RHINE.

Fig. 22. TANCARVILLE.

Fig. 23. TERNEUZEN.



Fig. 24. NORTH HOLLAND.



Fig. 25. AMSTERDAM.



Fig. 26. BALTIC.



PANAMA.

Fig. 27. SECTION IN EARTH.

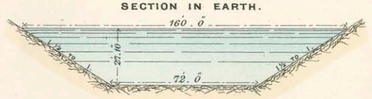

Fig. 28. SECTION IN ROCK.

Fig. 29. CORINTH.



NICARAGUA.

Fig. 30. SECTION IN EARTH.



Fig. 31. SECTION IN ROCK.



Scale to Figs 13 to 32 = 60 Feet to 1 Inch. — Ft. 10 5 0 50 100 150 Ft.

Fig. 32. SUEZ.



John Bartholomew & Co. Edinr.